



2014-15 COLORADO MEN'S BASKETBALL



Andrew R. Green | Assistant Director Sports Information/MBB Contact

Office: 303.492.3812 | Cell: 720.470.9780

andrew.green@colorado.edu | www.CUBuffs.com | @CUBuffsmmb | facebook.com/cubuffsmmb

GAME #15

at #9/11 Utah Utes (12-2, 2-0 Pac-12)

Wednesday, Jan. 7, 7:05 p.m. (MST)

Arena: Jon M. Huntsman Center (15,000)

Television: ESPN2

Announcers: Dave Pasch, Bill Walton

Satellite Radio (Utah Broadcast): Sirius: 108; XM: 197

850 KOA: Mark Johnson, Scott Wilke

CU vs. Utah: CU leads 25-17 all-time, however is 8-12 in Salt Lake City. In Pac-12 play, the Buffs hold a 5-2 edge with both losses at Utah (2013 & 2014). Both teams defended their home court last season w/ CU winning 79-75 in OT (Feb. 1) and on March 1, the Utes took a 75-64 win.

2014-15 SCHEDULE (9-5, 2-0 Pac-12)

Date	Opponent (TV)	Time/Result
Fri. Nov. 14	DREXEL (Pac-12N)	W, 65-48
Mon. Nov. 17	#AUBURN (ESPN2)	W, 90-59
Sat. Nov. 22	at Wyoming (ESPN3)	L, 33-56
Tue. Nov. 25	AIR FORCE (Pac-12N)	W, 68-53
Sun. Nov. 30	LIPSCOMB (Pac-12N)	W, 84-75
Wed. Dec. 3	SAN FRANCISCO (Pac-12N)	W, 72-55
Sun. Dec. 7	at Georgia (SEC Network)	L, 57-64
Wed. Dec. 10	COLORADO STATE (Pac-12N)	L, 60-62
Sat. Dec. 13	NORTHERN COLO. (Pac-12N)	W, 93-68
Mon. Dec. 22	^vs. DePaul (ESPNU)	W, 82-68
Tue. Dec. 23	^vs. George Washington (ESPNU)	L, 50-53
Thu. Dec. 25	^at Hawai'i (ESPN2)	L, 66-69
Fri. Jan. 2	*UCLA (FS1)	W, 62-56
Sun. Jan. 4	*USC (Pac-12N)	W, 86-65
Wed. Jan. 7	*at 9/11 Utah (ESPN2)	7:00 p.m.
Thu. Jan. 15	*at Arizona (ESPN/ESPN2)	7:00 p.m.
Sat. Jan. 17	*at Arizona State (Pac-12N)	2:30 p.m.
Thu. Jan. 22	*WASHINGTON (FS1)	7:30 p.m.
Sat. Jan. 24	*WASHINGTON ST. (Pac-12N)	6:00 p.m.
Thu. Jan. 29	*at USC (FS1)	7:30 p.m.
Sat. Jan. 31	*at UCLA (Pac-12N)	8:30 p.m.
Sat. Feb. 7	*UTAH (Pac-12N)	8:00 p.m.
Thu. Feb. 12	*CALIFORNIA (FS1)	7:00 p.m.
Sun. Feb. 15	*STANFORD (FS1)	2:00 p.m.
Wed. Feb. 18	*at Oregon (ESPNU)	9:00 p.m.
Sat. Feb. 21	*at Oregon State (Pac-12N)	9:00 p.m.
Thu. Feb. 26	*ARIZONA (ESPN/ESPN2)	7:00 p.m.
Sun. Mar. 1	*ARIZONA STATE (ESPNU)	6:30 p.m.
Thu. Mar. 5	*at Washington (FS1)	7:00 p.m.
Sat. Mar. 7	*at Washington State (Pac-12N)	4:30 p.m.
Mar. 11-14	**Pac-12 Tournament	TBD
Mar. 17, 18	NCAA First Round (Dayton, Ohio)	
Mar. 19-22	NCAA Second & Third Rounds	
Mar. 26-29	NCAA Regionals	
Apr. 4, 6	NCAA Final Four (Indianapolis, Ind.)	

Home Games in Bold CAPS

#-ESPN 24-hour College Hoops Tip-Off Marathon

^-Diamond Head Classic (Oahu, Hawai'i)

*-Pac-12 Conference **-MGM Grand Garden Arena (Las Vegas, Nev.)

P12N (Pac-12 Network); FS1 (Fox Sports 1)

Dates are subject to change; All times are Mountain

COLORADO PROBABLE STARTERS

Pos/No	Player	Ht	Wt	Yr	Hometown	PPG	RPG	APG
F 1	Wesley Gordon	6-9	240	So.	Colorado Springs, Colo.	7.6	7.1	^1.6
F 40	Josh Scott	6-10	245	Jr.	Monument, Colo.	14.8	7.7	^2.0
G 0	Askia Booker	6-2	175	Sr.	Los Angeles, Calif.	15.8	3.4	3.3
G 2	Xavier Johnson	6-7	230	Jr.	Los Angeles, Calif.	13.8	5.7	0.7
G 23	Jaron Hopkins	6-6	200	So.	Mesa, Ariz.	6.0	2.8	1.7

^-blocks

CU RESERVES

F 10	Tre'Shaun Fletcher	6-7	210	So.	Tacoma, Wash.	3.4	1.9	0.9
F 14	Tory Miller	6-9	240	Fr.	Kansas City, Kan.	1.8	1.5	^0.3
G 3	Xavier Talton	6-2	185	Jr.	Sterling, Colo.	3.2	1.8	1.8
G 5	Eli Stalzer	6-4	195	Jr.	Brea, Calif.	0.5	0.8	0.0
G 13	Dustin Thomas	6-7	225	So.	Texarkana, Texas	4.0	2.9	0.9
G 15	Dominique Collier	6-2	170	Fr.	Denver, Colo.	3.1	1.5	1.5

QUICKLY: CU is looking for its first road win of the season (0-3) and to match its longest winning streak of the season (three games) • The Buffaloes are coming off their first sweep of UCLA and USC in Pac-12 play • Tonight is the first match up against a nationally ranked opponent for the Buffs this season (Utah is 9th in AP; 11th in Coaches' Poll).

ROAD RANKED OPPONENTS: The last time the Buffaloes defeated a nationally ranked opponent on the road they edged No. 19/19 Oregon, 48-47 (Feb. 7, 2012) • The last time CU defeated a Top 10 team on the road was Jan. 15, 1973 (42 years ago) at Missouri, 81-79 (ot) in the Big Eight Conference.

JOSH SCOTT UPDATE: The 6'10 junior forward Josh Scott missed only his fourth career game when he didn't suit up for CU's home-stand against UCLA and USC because of back spasms. His status at Utah is to be determined. The Wooden Award Top 50 Watch List candidate needs 13 points to become the 32nd player in school history to reach the 1,000-point plateau. Ironically, in the two games, Scott missed during his freshman season, CU also won (vs. Utah, Feb. 21 and at Stanford, Feb. 27, 2013). The Buffs are 4-0 without their junior forward in the lineup.

A WIN TONIGHT MEANS: A 3-0 Pac-12 start matching the 2011-12 & 2013-14 seasons • Improving to 6-2 in Pac-12 play against Utah and first win at Utah since Feb. 18, 2012 • Breaking a two-game skid at the Jon M. Huntsman Center and handing Utah its first home loss in 11 games • First road win on the season and a 10-5 record matching the 2003-04 after 15 games.

1,000-POINT SCORERS - SAME SEASON: Askia Booker (1,429 pts.), Josh Scott (987), and Xavier Johnson (870) are looking to become the first CU tri-teammates to score 1,000 career points in the same season since 2003-04 (Michel Morandais: 1,428; David Harrison: 1,317; Blair Wilson: 1,253). Harrison played only three years.

TWO CONFERENCE GAMES: Wesley Gordon is second in rebounding (11.5 rpg); Askia Booker is tied for first in FT% (6-of-6), fourth in scoring (19 ppg) and tied for fifth in assists (4.5 apg); Jaron Hopkins is tied for second in steals (2.5); Dustin Thomas ranks first in 3FG% (3-of-3, 1.000).

2014-15 Team Averages

	CU	Utah
	All Games	All Gam
Points	69.1	75.9
Pts. Allowed	60.8	55.5
Scoring Mar.	+8.4	+20.4
Field Goals	23.3	26.1
Field Goal Att.	51.2	51.5
Field Goal Pct.	.455	.508
FG Defense	.389	.362
3-pt FGs	5.4	7.1
3-pt FG Att.	14.5	17.9
3-pt FG Pct.	.369	.396
3-pt Pct Def.	.309	.329
FTM	17.2	16.8
FT Att.	23.1	25.1
FT Pct.	.746	.661
Off. Rebs.	10.3	10.1
Def. Rebs.	26.8	28.1
Total Rebs.	37.1	38.2
Reb. Margin	+5.7	+9.1
Fouls	16.3	15.9
Turnovers	13.0	12.6
Assists	12.3	14.9
Blocks	4.6	5.6
Steals	5.3	6.8

vs. Pac-12 (under Boyle)

Arizona	3-6	.333
Arizona State	3-3	.500
*California	5-3	.667
UCLA	1-4	.200
Oregon	5-1	.833
*Oregon State	5-2	.714
USC	6-0	1.000
Stanford	3-3	.500
Utah	5-2	.714
Washington	2-2	.500
Washington State	4-0	1.000
Totals	42-26	.618

*includes games in 2010-11

vs. Pac-12 (all-time)

Arizona	11-11	.500
Arizona State	5-5	.500
California	12-12	.500
UCLA	2-8	.200
Oregon	8-3	.727
Oregon State	10-4	.714
USC	8-3	.727
Stanford	6-9	.400
Utah	25-17	.595
Washington	8-9	.471
Washington State	5-1	.833
Totals	100-82	.550

CU vs. THE NATION'S TOP-10*(bold indicates under Coach Boyle)*

- #2 vs. Oklahoma St., 57-53, Feb. 12, 1992
- #3 vs. Texas, 93-80, Feb. 4, 2003
- #3 vs. Kansas, 72-68, Jan. 20, 1953
- #3 vs. Kansas State, 65-57, Feb. 23, 1952
- #4 at Arizona State, 93-70, Dec. 16, 1963
- #4 vs. Iowa, 60-57, Dec. 12, 1955
- #4 vs. Washington, 81-60, Dec. 30, 1953
- #5 vs. Texas, 91-89, Feb. 26, 2011**
- #5 at Missouri, 81-79 (ot), Jan. 15, 1973
- #5 vs. New Mexico, 79-72, Dec. 16, 1968
- #5 vs. Iowa, 75-54, Mar. 21, 1955
- #6 vs. Kansas, 75-72, Dec. 7, 2013**
- #6 vs. Kansas, 60-59, Jan. 22, 2003
- #6 vs. Missouri, 92-88, Mar. 9, 1990
- #7 vs. Kansas, 62-59, Jan. 17, 1967
- #7 vs. Kansas State, 81-80, Feb. 13, 1961
- #8 vs. Missouri, 89-76, Jan. 8, 2011**
- #8 vs. Iowa State, 70-45, Jan. 18, 1997
- #8 vs. Kansas, 79-71, Feb. 20, 1991
- #9 vs. Arizona, 71-58, Feb. 14, 2013**
- #9 vs. Iowa State, 59-52, Feb. 11, 1957

• **CU last defeated a top-5 ranked opponent at HOME:** #3, vs. Texas, 93-80 (Feb. 4, 2003)

• **CU last defeated a ranked opponent on the ROAD (recent):** #19/19 at Oregon, 48-47 (Feb. 7, 2012)

• **CU last defeated a ranked opponent on a NEUTRAL COURT:** #16/17 Baylor, 60-58 (at Charleston, S.C., Nov. 16, 2012)

• **CU has faced a No. 1 ranked team:** 16 times, latest Jan. 23, 2014 at Arizona, 69-57 (0-16)

• In the history of the Coors Events Center (1979-80), the Buffs have defeated 11, top 10 ranked teams (AP poll).

• 5 of the 11 wins have come under Tad Boyle.

• The five wins: 100-91 vs. 10/9 Oregon (Jan. 5, 2014); 75-72 vs. No. 6 Kansas (Dec. 7, 2013); No. 9 Arizona (2012-13); No. 5 Texas & No. 8 Missouri, both in 2010-11.

BUFF BITS: Dustin Thomas' 17 points against USC was the highest point total among all of CU's five sophomores over a season-and-a-half • CU is 9-0 when shooting better than opponent, 0-5 when opponent shoots better • Wesley Gordon's seven blocks against UCLA was the most blocks by a CU player since Andre Roberson had seven against Oregon (Feb. 4, 2012). Gordon was had his second double-double of the season (3rd career) against the Bruins w/ 11 points and a career-high 14 boards • CU made a season-high 32 field goals on a season-best 22 assists vs. USC • CU is 32-4 (.889) when having 15 or more assists in a game under Boyle and 13-0 w/ 20+ assists.

850 KOA: Buffs Warm-Up with play-by-play "Voice of the Buffs" Mark Johnson and color analyst Scott Wilke begins at 6 p.m. (MST) discussing CU basketball; then at 6:30 p.m., KOA previews the CU/USC game with a 30-minute pre-game breaking down the match-up, taking a look around the Pac 12, and talking with Head Coach Tad Boyle...followed by the Buffs/Utes tip at 7:05 p.m.

USC RECAP: The Colorado Buffaloes are 2-0 in the Pac-12 Conference without Josh Scott. With Scott once again an observer, CU easily disposed of Southern California 86-65 Sunday afternoon at the Coors Events Center, remaining unbeaten (6-0) against USC since joining the Pac-12 four seasons ago. Buffs coach Tad Boyle termed the win "a workmanlike effort, we did what we had to do."

And it was done sans Scott. Suffering from back spasms, Scott was in uniform Friday night for CU's 62-56 win over UCLA but he remained on the bench. On Sunday, the team's leading rebounder (7.7 rpg) and second-leading scorer (14.8 ppg) watched in street clothes. His status for Wednesday night's game at No. 10 Utah is to be determined. Boyle said he hoped Scott would be available, adding although Scott remains "day-to-day" he was "much better" Sunday than Saturday.

As they did against the Bruins two nights earlier, the Buffs got a collective, concentrated effort from most everyone who stepped onto the Sox Walseth court. Their assists rose to a season-high 22, nearly doubling their 11.5 average, and their 10 turnovers dipped below their 13.2 average. Boyle smiled broadly at those numbers, as he did about the rediscovered shooting touch of Dustin Thomas.

The 6-7 sophomore wing scored a career-best 17 points, his 5-of-7 from field including 3-of-3 from beyond the arc. "I've been in a little shooting slump (from long range)," Thomas said. "But I feel good now... It was a good day for both my team and myself."

Boyle adores Thomas' toughness, saying he's "going to compete every time he steps on the floor. But he hasn't shot the ball like he's capable of doing until today... hopefully this is a springboard."

FIVE YEAR NOTES UNDER BOYLE:

- 101-55 record (.647), the fastest coach in school history to win that many in the shortest time & most in any five-year span.
- Winning percentage (.647), best of any CU coach in MBB history.

vs. THE NATIONS TOP-10/TOP-25:

	vs. Top-10	vs. Top-25
2013-14:	2-4	2-6
2012-13:	1-2	4-3
2011-12:	0-1	1-1
2010-11:	2-3	4-5
	5-10	11-15

- Coaching staff is 68-10 at home (.872).
- 20 home sellouts over five years (14-6).
- CU is an impressive 32-0 at home and 45-4 overall (.918) when out-rebounding the opponent AND holding opponent under 40 FG% (four losses: twice at California; at Washington; vs. GWU).

- 75-18 overall (.807) and 53-3 at home (.946) when outrebounding the opponent.
- CU is 60-6 overall (.909) and 39-1 at home (.975) when the opponent shoots under 40 FG% {lone loss: UCLA, Jan. 16, 2014, 39.4 FG%, 69-56}.
- CU is 32-4 (.889) when having 15 or more assists in a game.

- 13-0 when having 20 or more assists.
- 18-4 when a road or neutral court loss follows a home game (.818).
- 26-6 at home (.813) in single-digit games.
- During non-conference play (Nov., Dec., Jan.), Boyle is 47-17 overall (.734) in home, road, neutral games.
- Wrapped up home non-conference play (Nov./Dec.) with 36-2 record (.947).
- Finished 5th year with 18-0 home record during the month of November.
- CU won 23-straight non-conference home games that dated back to 2011, was ended by CSU, third longest streak in school history.

MONTHLY BREAKDOWN: Under the Boyle coaching staff during each month of the season.

November:	24 -8
December:	22 -9
January:	20-15
February:	19 -9
March:	16-14
	101-55

INSIDE THE NUMBERS: CU is 24-10 under the Boyle coaching staff in single-digit turnover games.

2014-15:	1-0
2013-14:	4-3
2012-13:	3-1
2011-12:	7-2
2010-11:	9-4

2014-15 COLORADO BASKETBALL ROSTER

No.	Student-Athlete	Pos.	Ht.	Wt.	Cl.	Exp	Wing Span	Hometown (High School/Previous School)
0	Askia Booker	G	6-2	175	Sr.	3L	6' 1/2"	Los Angeles, Calif. (Price HS)
1	Wesley Gordon	F	6-9	240	So.	1L	6' 11.75"	Colorado Springs, Colo. (Sierra HS)
2	Xavier Johnson	G/F	6-7	230	Jr.	2L	6' 11.5"	Los Angeles, Calif. (Mater Dei HS)
3	Xavier Talton	G	6-2	185	Jr.	2L	6' 6.5"	Sterling, Colo. (Sterling HS)
5	Eli Stalzer	G	6-4	195	Jr.	2L	6' 4.75"	Brea, Calif. (Mater Dei HS)
10	Tre'Shaun Fletcher	G/F	6-7	210	So.	1L	6' 10.5"	Tacoma, Wash. (Lincoln HS)
12	Kevin Nelson	G	6-2	190	Sr.	1L	n/a	Albuquerque, N.M. (Albuquerque Academy)
13	Dustin Thomas	G/F	6-7	225	So.	1L	6' 11.5"	Texarkana, Texas (Pleasant Grove HS)
14	Tory Miller	F	6-9	240	Fr.	HS	7'	Kansas City, Kan. (New Hampton Prep [N.H.])
15	Dominique Collier	G	6-2	170	Fr.	HS	6' 6.25"	Denver, Colo. (Denver East HS)
22	Brett Brady	G	6-1	160	Jr.	2L	n/a	Highlands Ranch, Colo. (Highlands Ranch HS)
23	Jaron Hopkins	G	6-6	200	So.	1L	6' 8.5"	Mesa, Ariz. (Dobson HS)
24	#George King	G	6-6	220	So.	1L	6' 11.5"	San Antonio, Texas (Brennan HS)
33	Josh Repine	G	6-3	180	Fr.	HS	n/a	Englewood, Colo. (Kent Denver HS/New Hampton Prep [N.H.])
35	Geoff Bates	G	6-2	200	Sr.	2L	6' 2.5"	Plano, Texas (Plano West HS)
40	Josh Scott	F	6-10	245	Jr.	2L	6' 11.5"	Monument, Colo. (Lewis-Palmer HS)
44	^Josh Fortune	G	6-5	205	Jr.	TR	6'7"	Hampton, Va. (Kecoughtan HS/Providence)

Head Coach: Tad Boyle (Kansas '85) - Fifth Year at CU

Associate Head Coach: Jean Prioleau (Fordham '92) - Fifth Year at CU

Assistant Coach/Head Recruiting Coordinator: Mike Rohn (McPherson College '90; Fort Hays State '93) - Fifth Year at CU

Assistant Coach: Rodney Billups (Denver 2005) - Fifth Year at CU

Director of BB/Video Operations: Bill Cartun (Bates College 2005; Connecticut 2007) - Fifth Year at CU

Director of Player Development: Sean Kearney (Scranton '81) - Second Year at CU

Athletic Trainer: Rawley Klingsmith (Northern Colorado 2000; Oregon 2002) - Second Year at CU

Director of Basketball Strength & Conditioning: James Hardy (Christopher Newport 2003; Auburn 2006) - Eighth Year

#-Redshirting the 2014-15 Basketball Season

^-Per NCAA transfer rules, will sit out 2014-15 season; has two years of eligibility remaining

STATE	BY CLASS	HEIGHT
Arizona (1) Jaron Hopkins	Seniors (3) Geoffrey Bates Askia Booker Kevin Nelson	6-1 Brady
California (3) Askia Booker Xavier Johnson Eli Stalzer	Juniors (5) Brent Brady Xavier Johnson Josh Scott Eli Stalzer Xavier Talton	6-2 Bates Booker Collier Nelson Talton
Colorado (6) Brent Brady Dominique Collier Wesley Gordon Josh Scott Xavier Talton Josh Repine	Sophomores (5) Tre'Shaun Fletcher Wesley Gordon Jaron Hopkins George King Dustin Thomas	6-3 Repine Stalzer
Kansas (1) Tory Miller		6-6 Hopkins King
New Mexico (1) Kevin Nelson	Freshmen (3) Dominique Collier Tory Miller Josh Repine	6-7 Fletcher Johnson Thomas
Texas (3) George King Dustin Thomas Geoff Bates		6-9 Gordon Miller
Washington (1) Tre'Shaun Fletcher		6-10 Scott

Pronunciation Guide

0	Askia Booker	ah-SKI-uh
2	Xavier Johnson	ZAY-vee-ER
3	Xavier Talton	ZAY-vee-ER
10	Tre'Shaun Fletcher	Trey-SHAWN
15	Dominique Collier	Call-YEAR
23	Jaron Hopkins	Juh-RON
33	Josh Repine	Ree-PINE

PERCENTAGE OF 2014-15 MBB RETURNERS

Category	Total	Return	Loss	% Returning
Points	2457	2167	290	88.2
Rebounding	1305	1227	78	94.0
Assists	397	323	74	81.4
Blocks	115	110	5	95.7
Steals	207	180	27	87.0
Off. Rebounds	401	385	16	96.0
Def. Rebounds	904	842	62	93.1
Field Goals	814	739	75	90.8
FG Attempts	1871	1710	161	91.4
3-pt. Made	181	151	30	83.4
3-pt. Attempts	569	498	71	87.5
FT Made	648	538	110	83.0
FT Attempts	903	772	131	85.5

1,000-POINT WATCH: Josh Scott ranks No. 33 all-time in scoring (987 pts.) and on the verge of becoming the No. 32 player in school history to score 1,000 career points. Xavier Johnson ranks No. 39 with 870 points.

KEEPING OPPONENT UNDER 69: CU has allowed the opponent to score 70 points just once this season (Lipscomb 75 pts.) thru 14 games. The 1958-59 (Head Coach Sox Wals-eth) was the last CU team keeping opponent from the 70's. That team performed the feat the first 16 of 17 games.

SCORING OVER 70 POINTS: CU has accomplished that six times this season with a pair of 90-point efforts, however since Spencer Dinwiddie went down injured last year (Jan. 12 at Washington), the Buffs have played 33 games and have scored above 70, 11 times.

NBA BUFFS: CU is tied for 21st in the NBA with four former players on NBA Rosters (Burks, Copeland, Dinwiddie, Roberson). It's the third straight year, CU has had four former student-athletes playing on opening day NBA rosters.

2014-15: Burks, Copeland, Dinwiddie, Roberson

2013-14: Burks, Billups, Copeland, Roberson

2012-13: Burks, Billups, Copeland, Higgins

2011-12: Burks, Billups, Higgins

CU MBB OVER THE YEARS: CU basketball over the last 18 years with each head coach in Pac-12 & Big 12 play (all games stats listed). Bold indicates the best stat. Of the 6 categories, coach Boyle owns 4.

TAD BOYLE

Years	PPG	FG %	3-Pt.%	FT%	To	W's
2014-15	69.1	.455	.369	.746	13.0	9
2013-14	70.2	.435	.318	.718	13.3	23
2012-13	67.6	.433	.344	.686	13.3	21
2011-12	67.5	.446	.348	.691	13.0	24
2010-11	80.1	.475	.374	.778	11.6	24

JEFF BZDELIK

Years	PPG	FG %	3-Pt.%	FT%	To	W's
2009-10	74.6	.473	.388	.766	13.2	15
2008-09	62.9	.454	.346	.731	14.1	9
2007-08	62.4	.451	.343	.684	13.4	12

RICARDO PATTON

Years	PPG	FG %	3-Pt.%	FT%	To	W's
2006-07	69.1	.417	.313	.655	17.5	7
2005-06	76.8	.434	.342	.646	14.0	20
2004-05	71.6	.435	.353	.629	14.4	14
2003-04	74.2	.464	.372	.621	14.6	18
2002-03	75.2	.443	.326	.669	14.0	20
2001-02	79.7	.453	.357	.677	17.0	15
2000-01	80.6	.460	.359	.715	16.5	15
1999-00	75.2	.426	.339	.686	14.3	18
1998-99	73.1	.414	.344	.702	14.7	18
1997-98	71.4	.404	.346	.688	14.3	13
1996-97	73.1	.420	.362	.681	13.9	22

Junior Xavier Johnson matched Thomas' point total and senior Askia Booker went both of them one better, scoring 18 and leading the Buffs with a season-best seven assists.

The Buffs (9-5, 2-0) took control by out-scoring the Trojans (8-6, 0-2) 14-3 in the first half's final 5:27. USC lost for the 13th time in its last 14 Pac-12 road games, with Sunday's defeat following a 79-55 rout in Salt Lake City.

RECAP VS. UCLA: Colorado muscled and hustled their way from underneath UCLA's thumb last Friday night at the Coors Events Center – and they did it the hard way.

With starting post Josh Scott sidelined, the Buffs pulled together and pulled away for a 62-56 victory. It was CU's first victory against UCLA since joining the Pac-12 Conference and only the second win in 10 meetings overall.

In winning their 2015 Pac-12 opener, the Buffs (8-5, 1-0) broke a two-game losing streak while the Bruins (8-6, 0-1) lost their fourth straight.

"If ever a team needed a win, the Colorado Buffaloes needed one tonight. I don't want to think where our heads would be if we didn't (win)," said coach Tad Boyle, who downplayed his 100th win at CU, calling it "no bigger than the 99th. I want the 101st . . . it's all about the next game."

Scott, CU's leading rebounder (7.7 rpg) and second-leading scorer (14.8 ppg), was in uniform but was held out of the game due to back spasms.

But on Friday night, Scott's best bud from Colorado Springs – Wes Gordon – was, in Boyle's words, "a man-child." The 6-9 Gordon contributed a career night in rebounds (14) and blocked shots (7). Making seven of eight free throws, he added 11 points for his second double-double of the season and the third of his career.

While Boyle said he didn't specifically challenge Gordon in individual meetings this week, he "mentioned" that Gordon would surely benefit from playing more aggressively. Maybe the casual approach works better. "I know what Wes is capable of doing," Boyle said. "Wes stepped up."

Other Buffs did, too. Askia Booker scored a team-high 20 points and Xavier Johnson was a "four" man possessed in the second half, when he scored 11 of his 14 points and hit the launch button on an 11-0 run that brought the Buffs back from a 43-37 deficit. With "XJ" scoring seven points in that stretch, CU went up 48-43 with 7:30 to play.

UCLA would lead only once more (49-48), while CU would build its lead to a game-best seven (58-51) with 2 minutes remaining. Johnson said the Buffs did what they couldn't do in two close losses in Hawai'i – finish strong – because they "just wanted

it. We had a lot of players step up since Josh was out . . . everybody stepped up big for us and put in work for us tonight and that's how we were able to come away with the victory."

WOODEN TOP 50 WATCH LIST: Junior forward Josh Scott is holding his own leading the Buffs in rebounding (7.7 rpg), blocks (24), and field goal percentage (.556). He's second in scoring (14.8 ppg). He's also shooting a solid 81.5 percentage from the free throw line with 15 assists, seven games with at least two blocks a game, and one made three-pointer.

DIAMOND HEAD CLASSIC RECAP

vs. DePaul (Dec. 22): CU defeated DePaul 82-68 in the opening round game. Askia Booker tied a career-high 27 points (14-of-14 FT line) with Xavier Johnson adding 20 points and seven rebounds. The Buffs also made 31 free throws. Wesley Gordon and Jaron Hopkins chipped-in with 11 and 10 points, respectively. First time CU scored above 80 points in back-to-back games since last season (94 vs. Jackson State and 93 vs. Arkansas State).

vs. GEORGE WASHINGTON (Dec. 23): The Buffs fought but faltered in the final minutes, allowing GW to escape with a 53-50 win in the semifinals of the Diamond Head Classic. CU did most of what Boyle demands in two key areas – defense and rebounding. His team suffered only its fourth loss (45-4) when outrebounding the opponent (33-32) and holding it under 40 percent from the field (38.6). But 14 turnovers cost CU 15 points. The Buffs fought back from a pair of nine-point first-half deficits and led by six points midway through the second half in the first ever meeting between the teams. But the Colonials (8-3) caught up with a 6-0 run, took advantage of Buffs errors down the stretch, tied the score at 49-49, and pulled ahead with four free throws in the final 41.4 seconds. Askia Booker, who tied a career high with 27 points in Monday's 82-68 rout of DePaul, sat out most of the first half after two quick fouls and finished with eight second-half points. Wesley Gordon and Josh Scott led CU in scoring with 10 points each.

at HAWAII (Dec. 25): Two recurring problems – an inability to defend the perimeter and inefficiency in the final minutes – proved disastrous for CU, who lost 69-66 to Hawai'i in the third-place game of the Diamond Head Classic. The Warriors (10-4) hit 9 of their 18 3-point attempts, becoming the seventh of 12 opponents the Buffs have allowed to make seven or more shots from beyond the arc. Four CU foes have made nine or more triples this

0 Askia Booker Los Angeles, Calif. (Price HS)
G • 6-2 • 175 • Sr. • 3L

- Communication major, interested in creative writing.
- Named to the Diamond Head Classic All-Tournament Team.
- Last 5 games: 19 ppg., 18 assts. (3.6 apg), 10 treys, 27-of-30 FT (.900).
- 9 of last 10 games over 18 pts. • 6 of last 9 games 20+ points.
- 7 assists vs. USC (Jan. 4); CU is 8-2 having 6+ assists in a game.
- CU is 11-4 when Booker has 5+ assists in a game (4-0 this season).
- Career-high 27 pts vs, DePaul (Dec. 22); 14-of-14 FT career bests.
- 31st player with over 1,000 career points (1,429: 9th place); No. 11 in steals (127); No. 13 in assists (283) • No. 14 in career games played (117).
- CU is 18-2 when Booker shoots 50+ FG% over his career at home.
- In career games against his hometown team UCLA, averaging 17.6 ppg and double-digit points in all five games.
- In all six of his games against USC, averaging 15.8 ppg; 20-of-21 FT line.
- 2014 All-Pac 12 All-Tourney Team; All-Pac-12 Honorable Mention.
- 2nd last year in ppg. (13.7); 1st in assists (116) and steals (45).

1 Wesley Gordon Colorado Springs, Colo. (Sierra HS)
F • 6-9 • 240 • So. • 1L

- Anthropology major – cultural anthropology is focus.
- 4th in scoring (7.6 ppg.), 2nd in rebounding (7.1 rpg.), 2nd in blocks (23).
- Led team in scoring for the first time (shared) w/ 10 pts. vs. GW.
- Led team in rebounding 4 times, including last 2 games.
- 6 games with 2+ blocks; Career-high 7 blocks vs. UCLA (Jan. 2).
- 11 of 14 games w/ 5+ rebounds • 3 games w/ 10+ rebounds.
- Career-high 14 rebounds vs. UCLA • 2 double-double (third career).
- Double-double vs. UCLA: 11 pts, career-high 14 boards & 7 blocks.
- 4 of last 6 games has netted 10+ points.
- 2013-14 Pac-12 All-Freshman team honorable mention.
- Last year, second inn team rebounding (6.0); fifth in scoring (5.9 ppg.).
- Led all Pac-12 freshmen in blocks (41); 2nd in rebounding (6.1).
- Ranked 5th on the CU freshmen rebounding list (186).

2 Xavier Johnson Los Angeles, Calif. (Mater Dei HS)
G/F • 6-7 • 230 • Jr. • 2L

- Double major: ethnic studies and communication.
- Last 5 games: 14.8 ppg.; 6.6 rpg.; .491 FG% (26-of-53); 5 treys.
- Pair of 20-point efforts in last 5 games (DePaul & Colorado State).
- 5+ rebounds in 10-straight games; 5 games w/ 7+ boards.
- Led or shared scoring honors 4 times; 13.5 ppg (3rd on team).
- Second in 3-pointers (17) • Third in rebounding (5.8 rpg.).
- DNP vs. USF (Dec. 3); only third career game missed.
- Last season led CU in scoring 9 times.
- Last year t-1st in 3-pointers (37) • 3rd in rebounding (5.9).

3 Xavier Talton Sterling, Colo. (Sterling HS)
G • 6-2 • 185 • Jr. • 2L

- Double major: marketing and sociology.
- Started first 9 games this season; 3rd in treys (10).
- Tied career-high 5 assists vs. USC; Career-high 3 steals vs. AFA (Nov. 25).
- 28 treys last season • Career-best 5 assists vs. Arizona State (Feb. 19).
- Season-high 20.7 minutes as a sophomore (7.3 mpg, freshman year).

5 Eli Stalzer Brea, Calif. (Mater Dei HS)
G • 6-4 • 195 • Jr. • 2L

- Accepted into College of Music (Oct. 2012) • Major is music (is a pianist).
- 8 games played in 2014-15 • Career-best 8 points at Utah last season.

10 Tre'Shaun Fletcher Tacoma, Wash. (Lincoln HS)
G/F • 6-7 • 210 • So. • 1L

- Open Option major in CU's College of Arts and Sciences.
- Three starts in 2014-15 • 3.4 ppg., 1.9 rpg.
- First career start vs. Drexel; also started vs. San Francisco (Dec. 3).
- Career-high and team leading 4 assists vs. USF (Dec. 3).
- Athletes In Action team summer 2014 (head coach Mike Rohn).
- First CU MBB player from Washington state since 1999-2000.

13 Dustin Thomas Texarkana, Texas (Pleasant Grove HS)
G/F • 6-7 • 225 • So. • 1L

- Open Option major in CU's College of Arts and Sciences.
- Career-best 17 points on 7-of-10 shooting against USC (Jan. 4); also perfect at FT line (4-of-4) and 3-point arc (3-of-3).
- Career-best 3 steals against Trojans (Jan. 4).
- 4.0 ppg., 2.9 rpg. • 4 starts in 2014-15, including the last 2 games.
- Season-high 8 pts. vs. USF (Dec. 3) • 3+ pts. in 6-straight games.
- Career-high 2 blocks vs. Lipscomb (Nov. 30).
- Career-best 7 rebounds, 4 assists in season opener vs. Drexel.

14 Tory Miller Kansas City, Kan. (New Hampton Prep [N.H.])
F • 6-9 • 240 • Fr. • HS

- Intended major is pre-med.
- Season-high 6 pts., 4 reb. vs. USC (Jan. 4); shared team honors w/ 2 blocks.

15 Dominique Collier Denver, Colo. (Denver East HS)
G • 6-2 • 170 • Fr. • HS

- Open Option major in Colorado's College of Arts and Sciences.
- Tied for fourth in 3-pointers (6); also has 15 assists.
- Led team in assists at Hawai'i w/ 3, first time he lead Buffs in category.
- 6 assists in the home win over Air Force (Nov. 25), most by a CU player other than Askia Booker & Spencer Dinwiddie since Nate Tomlinson (Feb. 2, 2012) had six in an 82-60 home win against Oregon State on Boulder.
- Made his first collegiate baskets - both three-pointers at Wyoming (Nov. 22).
- Averaged 23.4 points, 4.3 rebounds, 3.7 assists, 3.5 steals as a senior.
- Shot 57 percent from the field, 80 percent FT, 37 percent 3-point range.
- Helped Denver East to a 24-4 record, 5A state championship at Events Center.
- Named Mr. Colorado Basketball by *The Denver Post*, twice.

23 Jaron Hopkins Mesa, Ariz. (Dobson HS)
G • 6-6 • 200 • So. • 1L

- Open Option major in College of Arts & Sciences.
- Started last 5 games: 6.6 ppg. 3.6 rpg. w/ 11 assists; 13-of-26 (50 FG%).
- Career-high with four steals vs. USC (Jan. 4).
- Started all three games at Diamond Head Classic (5.7 ppg., 3.0 rpg., 1.7 apg.).
- 10 pts., 2 assists, one steal in start vs. DePaul.
- Last year: 9 starts: 4.8 ppg., 2.7 rpg., 1.1 apg., 0.8 spg.

24 George King San Antonio, Texas (Brennan HS)
G • 6-6 • 220 • So. • 1L

- Redshirting the 2014-15 basketball season.
- College major is psychology. • Played in 27 games during freshman year.

40 Josh Scott Monument, Colo. (Lewis-Palmer HS)
F • 6-10 • 245 • Jr. • 2L

- College major is sociology • 2014-15 Wooden Top 50 Watch List.
- Missed UCLA & USC games with back spasms (CU 4-0 in games w/out him).
- Leads CU in a number of categories.
- Only player to start every game (12), he has played in.
- Four 20-point scoring games with three double-doubles (18 career).
- 3+ blocks in six of 12 games • 9 games with 6+ rebounds.
- Led CU in scoring 4 times (one shared); Rebounding 7 times (one shared).
- Eight of 12 games this season 50+ FG% or better from the field.
- 2014 All-Pac-12 First Team selection.
- Last year: Team-best 51.1 FG% • 1st in team scoring (14.1 ppg.).
- t-2nd Pac-12 double-doubles (13); 7 doubles in Pac-12 play (3rd).
- Pac-12 games only (led team: 52.8 FG%; 15.6 ppg., 8.4 rpg., 28 blks).
- Shot 50+ FG% in 19 games; 13 games over 60 FG%.
- Led team scoring 15 times (1 shared); 7 games w/ at least 3 blocks.
- Second in team blocks (40).

44 Josh Fortune Hampton, Va. (Kecoughtan HS/Providence)
G • 6-5 • 205 • Jr. • TR

- College major is communications.
- Transfer, per NCAA Rules will sit this season, two years remaining.
- At Providence, fifth last year in scoring (8.4 ppg.); second in assists (72, 2.1 apg.) and three-pointers made (56); fourth in steals (33, 0.9 spg.).
- Shot 35 percent from the three-point arc (56-of-160).

FREE THROW SHOOTING: Career percentages at the charity stripe with under 5 and 2 minutes (and overtime) to play for the current players on the roster.

5:00-2:01

Booker	32-of-37	86.4%
Scott	25-of-29	86.2%
Gordon	8-of-10	80.0%
Johnson	9-of-12	75.0%
Stalzer	3-of-4	75.0%
Talton	7-of-11	63.6%
Fletcher	1-of-3	33.0%
Thomas	1-of-3	33.3%
Hopkins	0-of-8	0.0%

2:00-0:00

Fletcher	4-of-4	100%
Miller	2-of-2	100%
Scott	24-of-32	75.0%
Booker	49-of-68	74.2%
Gordon	4-of-6	66.7%
Thomas	2-of-3	66.7%
Talton	10-of-17	58.8%
Stalzer	3-of-6	50.0%
Hopkins	1-of-2	50.0%
Johnson	18-of-33	54.6%
Collier	0-of-2	00.0%

OT 5:00-2:01

Scott	3-of-3	100%
Johnson	3-of-6	50%

OT 2:00-0:00

Booker	12-of-14	86.0%
Johnson	1-of-2	50.0%

Combined Total

Miller	2-of-2	100%
Scott	52-of-64	81.3%
Booker	93-of-119	78.2%
Gordon	12-of-16	75.0%
Fletcher	5-of-7	71.4%
Thomas	3-of-5	66.0%
Talton	17-of-28	60.7%
Stalzer	6-of-10	60.0%
Johnson	31-of-53	58.5%
Hopkins	1-of-10	10.0%
Collier	0-of-2	00.0%

season; the Buffs are 2-2 in those games. Using a 12-0 run, CU rallied from its eight-point second-half deficit to take a 62-58 lead with 4:39 to play. But UH, cashing in on CU's wasted late possessions, outscored the mainland visitors 11-4 in the final 3:30. After Booker's 3-pointer gave them a 60-58 lead with 5:06 left, the Buffs didn't hit another field goal.

CU's NEW MBB TEAMMATE: The CU men's basketball team is getting involved with Team IMPACT. Team IMPACT is a nonprofit that looks to create and expand vibrant team based support systems for children facing life threatening and chronic illnesses. The idea of their program is to improve the quality of life for these children as well as to give them an opportunity to experience the team atmosphere and have some fun.

Team IMPACT has a 5 (going to be 6) year old boy named Cason Turkaly who has Shwachman-Diamond syndrome (SDS) which is a rare autosomal recessive disorder characterized by exocrine pancreatic insufficiency, bone marrow dysfunction, leukemia predisposition, and skeletal abnormalities.

Cason lives in Blackhawk, Colo. and the Men's Basketball team has "adopted" him and will develop an ongoing relationship with him and make him a part of their team.

First introduction meeting was at the team's practice Wednesday, Dec. 31 where Cason watched practice, met and had the opportunity get to know the team a little bit.

Cason and his family attended Sunday's home against USC and sat behind the team bench. Cason and the team will do events throughout the year.

BUFFS PRIMETIME: The Buffaloes Primetime Basketball Radio Show featuring CU head basketball coaches Tad Boyle and Linda Lappe has started for the 2014-15 season. The radio show is broadcasted live at Carelli's of Boulder Ristorante Italiano, located at 645 30th Street. Buffaloes Primetime is hosted by Mark Johnson on 850 KOA. Future shows will be every Tuesday night (unless noted) and run until March 3 at Carelli's beginning at 7 p.m. The show will also aired on CUBuffs.com and the 850 KOA iHeartRadio application.

Buffaloes Primetime Schedule

Tue., Jan. 13 (7-8 pm.); Tue., Jan. 20 (7-8 pm.); Tue., Jan. 27 (7-8 pm.); Tue., Feb. 3 (7-8 pm.); Tue., Feb. 10 (7-8 pm.); Mon., Feb. 16 (7-8 pm.); Tue., Feb. 24 (7-8 pm.); Tue., March 3 (7-8 pm.).

***SKI:** With 117 career games under his belt, Askia Booker is the 15th player in school history to log over 3,000 career minutes

WHO ON THE TEAM DOES WHAT ACCORDING TO JAMES HARDY

(Director of Basketball Strength & Conditioning)

BENCH

2014-15: Josh Scott, Geoff Bates, George King: 267 lbs

Clean: Josh Scott: 291 lbs

Bench: Kevin Nelson: 19 reps

2013-14: Josh Scott benches 267lb; (2013-14) he benched 185lb 17 times; (in 2012-13, he benched 185 only 7 times)

SQUATS

2014-15: Josh Scott 450 lbs (all-time record since James Hardy has been at CU: 8 years)

2013-14: Josh Scott: 433 (then-team all-time high was Austin Dufault 444)

2014-15: Approach Vertical: George King 42.5"

2013-14: Approach Vertical: Askia Booker 42.5"

2014-15: Approach Vertical: George King 35"

2013-14: Standing Vertical: Xavier Johnson 34.5"

Random thoughts From Hardy:

Tory Miller dropped from 257 to 240 pounds; Josh Scott had another good summer; W. Gordon increased all weight room maxes.

TEAM MISC ...

Biggest Shoe Size: George King - 16

Smallest shoe size: Askia Booker - 11

Most credit hours (fall semester): Brett Brady & Xavier Johnson, both took 16 hours

Most tattoos: Dustin Thomas

Oldest: Kevin Nelson (24 yrs.)

Youngest: Dominique Collier (18 yrs.)

Weight Increases From Last To This Year:

Tre'Shaun Fletcher: 200 - 210

Wesley Gordon: 225 - 240

Jaron Hopkins: 190 - 200

Xavier Johnson: 220 - 230

George King: 208 - 220

Tory Miller: 255 - 240

MISCELLANEOUS STATS

DUNKS: 43 (Scott: 13, Johnson: 12, Hopkins: 9, Gordon: 6, Miller: 4, Fletcher: 3, Talton: 1).

CHARGES TAKEN: 22 (Talton: 12, Booker: 8, Hopkins: 7, Collier: 6, Gordon: 3, Johnson: 3, Thomas: 3, Brady: 1, Fletcher: 1, Scott: 1).

***ASSISTS TO FREE THROWS: 40**

Askia Booker: 7 (46 assists at CU): 53

Xavier Talton: 12 (25 assists at CU): 37

Josh Scott: 1 (15 at CU): 16

Jaron Hopkins: 7 (22 at CU): 29

Dominique Collier: 4 (15 at CU): 19

Wesley Gordon: 3 (12 at CU): 15

Xavier Johnson: 3 (9 at CU): 12

Dustin Thomas: 2 (12 at CU): 14

Tre'Shaun Fletcher: 1 (13 at CU): 14

*This category is another way FIBA issues an assist. Example: Immediately following a pass from Player 1, Player 3 is fouled in the act of shooting. Player 3 makes one or two free throws, hence an assist is given to Player 1.

ATTENDANCE: CU and the Coors Events Center recorded a school record for season total attendance (173,429) during the 2013-14 season, topping the previous high set during the 2012-2013 season (155,884). Last season, also saw runner up placings for season average, conference total, and conference average. The 2012-13 season saw the third biggest increase nationally by average attendance.

SEASON TOTAL (All Games)	SEASON AVERAGE	NL AVE	CONFERENCE TOTAL	CONFERENCE AVERAGE
1) 2013-14 18 173,429	1) 2012-13 15 10,392	#37	1) 2012-13 (Pac-12) 9 94,371	1) 2012-13 (Pac-12) 9 10,486
2) 2012-13 15 155,884	2) 2013-14 18 9,635	#44	2) 2013-14 (Pac-12) 9 89,296	2) 2013-14 (Pac-12) 9 9,922
3) 2010-11 20 140,284	3) 2011-12 16 7,804	#65	3) 2011-12 (Pac-12) 9 82,442	3) 2010-11 (Big 12) 8 9,809
4) 2011-12 16 124,860	4) 1983-84 15 7,659	-	4) 2010-11 (Big 12) 8 78,472	4) 2011-12 (Pac-12) 9 9,160
5) 1983-84 15 114,887	5) 2010-11 20 7,014	#77	5) 2002-03 (Big 12) 8 71,962	5) 1983-84 (Big 8) 7 9,147

The 2014-15 season is the 36th for Buffalo basketball at the Coors Events Center. The Buffaloes' first regular season game was Dec. 1, 1979 defeating New Mexico, 86-78. add result. The CEC has a capacity of 11,064. The facility was originally called the CU Events/Conference Center, but was renamed in September 1990 in honor of a \$5 million gift from the Adolph Coors Foundation.

- CU is now 22-7 (.759) under the Boyle coaching staff when the Coors Events Center's capacity is over 10,000 fans for a game.
- CU is 37-8 (.822) at home when the attendance is 9,000 or more over the last five years at CEC.

CEC BEST CROWDS

Season Home Opener: vs. Wofford (Nov. 9, 2012): 10,611 (CU, 74-59)

Non-Conference Game (all-time): vs. Colorado State (Dec. 5, 2012): 11,708 (CU, 70-61)

Pac-12 Conference Game: vs. Stanford (Jan. 24, 2013): 11,212 (CU, 75-54)

All-Time CEC Record: 381-161 (.703)

All-Time Non-Conference Record: 238-38 (.862)

Record vs. Pac-12 Conference: 23-6 (.793)

Record Under Tad Boyle At CEC: 66-10 (.872)

Non-Conference Consecutive Home Game Winning Streaks

- 35: Dec. 4, 1976-Dec. 5, 1981
- 27: Dec. 10, 2008-Dec. 7, 2011
- 23: Dec. 19, 2011-Dec. 3, 2014

Conference Consecutive

Home Game Winning Streaks

- 29: Jan. 8, 1937-Feb. 21, 1941
- 19: Jan. 14, 1961-Mar. 4, 1963
- 16: Mar. 9, 1917-Jan. 10, 1922
- 15: Jan. 11, 1954-Feb. 11, 1956
- 15: Jan. 26, 1929-Jan. 9, 1931
- 14: Jan. 6, 1962-Mar. 4, 1963
- 10: Dec. 12, 2011-Dec. 4, 2012

COORS EVENTS CENTER Sellouts Last 5 Years

2014-15:	1 (0-1)
2013-14:	4 (2-2)
2012-13:	7 (6-1)
2011-12:	3 (2-1)
2010-11:	5 (4-1)
	20 (14-6)



BEST HOME RECORDS: Of the best home records in school history (min. 10 home games played) in terms of wins, the Tad Boyle coaching staff owns the top two and three of the four. CU is averaging 15 home wins over the last four years


2011-2012:	18-2	.900
2013-2014:	16-2	.889
2002-2003:	14-1	.933
2011-2012:	14-2	.875
1996-1997:	13-1	.929
1983-1984:	13-2	.867
2009-2010:	13-3	.813
1999-2000:	13-3	.813
1998-1999:	13-3	.813
1979-1980:	13-3	.813
1990-1991:	13-4	.765
2012-2013:	12-3	.800

Top Home Winning % Nationally (2010-2014)

Duke	.954	63-3
Gonzaga	.952	60-3
Southern Missouri	.947	54-3
Belmont	.945	52-3
Harvard	.942	49-3
Kentucky	.942	65-4
Kansas	.940	63-4
Missouri	.929	66-5
Arizona	.926	63-5
Florida	.924	61-5
San Diego State	.923	60-5
Webber	.912	52-5
St. Mary's	.911	62-7
Ohio State	.910	71-7
Memphis	.905	67-7
Middle Tennessee	.901	55-6
VCU	.900	54-6

SOX WALSETH COURT: The Coors Events Center basketball floor is named after legendary Colorado basketball coach Sox Walseth in 1996.

He is CU's all-time leader in men's basketball victories with 261, then added another 77 victories coaching the CU women from 1980-83, including an impressive 43-0 at home. Walseth is the first at CU and only a few to coach both the men's and women's basketball teams at the same school. With the men, CU won three Big Eight titles and was named conference coach of the year five times (4-Big Eight; 1-Big Seven). He coached 20 different CU teams from 1957-1976. Walseth was inducted into the Colorado Sports Hall of Fame in 1998 and the CU Athletic Hall of Fame in 2002.



COLORADO GAME-BY-GAME LEADERS

Date	Opponent	Points	Rebounds	Assists	Steals	Blocks	3-PTM
Nov. 14	DREXEL	Scott (21)^	Scott (11)^	Thomas (4)^	Booker (2), Talton (2)^	Scott (3)^	Johnson (2)
Nov. 17	AUBURN	Johnson (17), Scott (17)	Gordon (12)	Talton (4)^	Booker (2)^	Scott (3)^	5 players w/1
Nov. 22	at Wyoming	Johnson (9)	Scott (7)	Johnson (2)	3 players w/ 1	-	Collier (2)
Nov. 25	AIR FORCE	Johnson (15)^	Johnson (9)^	Collier (6)^	Talton (3)	Gordon (3)^	Talton (3)^
Nov. 30	LIPSCOMB	Scott (29)^	Scott (13)^	Booker (7)^	4 players w/ 1	Gordon, Scott (3)^	Johnson (2)
Dec. 3	SAN FRANCISCO	Booker (21)^	Scott (6)^	Fletcher (4)	Hopkins (2)^	Gordon (2)^	Booker (5)^
Dec. 7	at Georgia	Booker (20)^	Scott (11)^	Booker (3)	Booker (3)^	Scott (3)^	Johnson (2)
Dec. 10	COLORADO STATE	Johnson (20)^	Gordon (11)^	Booker (3)^	3 players w/ 1	Gordon (2)^	Johnson (2)^
Dec. 13	NORTHERN COLO.	Scott (21)^	Johnson (8), Scott (8)	Booker (5), Hopkins (5)	Talton (2)	Scott (4)^	Booker (5)^
Dec. 22	vs. DePaul	Booker (27)^	Johnson (7)	Booker (6)^	4 players w/ 1	Scott (2)^	Johnson (2)^
Dec. 23	vs. Geo. Wash.	Gordon (10), Scott (10)	Scott (8)^	Booker (2)	Booker (1)	Scott (1)^	Hopkins (1)^
Dec. 25	at Hawai'i	Scott (23)^	Johnson (8)^	Collier (3)	3 players w/ 1	Scott (3)^	Booker (3)^
Jan. 2	*UCLA	Booker (20)	Gordon (14)^	Hopkins (3)	Booker, Johnson (3)	Gordon (7)^	Booker (4)^
Jan. 4	*USC	Booker (18)^	Gordon (9)^	Booker (7)^	Hopkins (4)^	Gordon, Miller (2)^	Thomas (3)^

^Game Leader

(3,241, 13th place now). With over 1,000 minutes played in each of his last two seasons, Booker could make a push to finish second in school history, only behind Cory Higgins (2007-11: 4,478 minutes). Higgins is the only player in school history to score over 2,000 points, 500+ rebounds, 300+assists, 150+ steals.

WOODEN WATCH LIST: For the fourth time since 2010-11, a CU men's basketball player was named to the John R. Wooden Award Top 50 Watch list. Josh Scott, a junior majoring in sociology, joins four other CU players who have been nominated. Alec Burks (2010-11) made it as a Top 20 finalist; Spencer Dinwiddie (2013-14), Andre Roberson (2012-13) were honored with a Top 50 mention; Chauncey Billups, in 1995-96.

CARDIAC BUFFS: Under Tad Boyle (166 games: 101-55), the Buffs have had more than their fair share of close games. In games decided by three points or less in the Boyle Era, CU is 18-11 (5-4 in one-point games, 7-2 in two-point games and 6-5 in three-point games ... and 14-5 against league opponents, 10-4 vs. Pac-12, 4-1 vs. Big 12). And there were 10 overtime games, so that means 37 games ended after regulation with the margin between 0 and 3 points.

SEASON TICKETS: For the second straight year, the men's basketball program sold out its season tickets allotment. Of the other 11 Pac-12 schools, only Arizona has accomplished this feat.

UP & DOWN TEAM SCORING: The Buffs haven't scored in the same 10-digit range (i.e...50s, 60s, 70s, 80s, 90s) thru their 14 games this season: Totals: 65, 90, 33, 68, 84, 72, 57, 60, 93, 82, 50, 66, 62, 86.

FOUR-YEAR BESTS: The Boyle coaching staff over the last five years has won the most games in school history. Here's a breakdown of the top two classes in school history defined by wins. May 2014 graduate Ben Mills ranks No. 1 among all 4-year CU players. Senior Askia Booker ranks fourth all-time and is steadily moving up the list.

92-50 .648 2010-2014
77-41 .653 2011-present (Askia Booker)

BUFFS TABBED TO FINISH THIRD IN PAC-12 PRESEASON POLL

SAN FRANCISCO – The Colorado men's basketball team was picked to finished third in the 2014-15 Pac-12 Conference men's basketball standings, according to a poll of media members who cover the conference.

Arizona was selected to finish at the top spot for the third year in a row, after garnering all but one first-place vote. Utah narrowly claimed No. 2, with just one more point than third-place finisher Colorado. Both the Utes and the Buffs return four starters from last season.

Last season, CU was also picked third and finished the regular season tying five other teams for third place. The third place conference tally was CU's highest since finishing the 1997 Big 12 Conference season second overall.

Media have correctly picked the Conference winner 13 times in 22 tries. Arizona has correctly been selected in eight of the previous 12 times it has been slated to capture the league crown.

2014-15 PAC-12 MEN'S BASKETBALL MEDIA POLL

	Team	Pts.
1.	Arizona (31)	383
2.	Utah	317
3.	COLORADO	316
4.	UCLA (1)	290
5.	Stanford	264
6.	Washington	189
7.	California	188
8.	Oregon	159
9.	Arizona State	155
10.	USC	106
11.	Washington State	84
12.	Oregon State	45

PREVIOUS PAC-12 MEN'S BASKETBALL POLL

Year	Predicted Winner	Actual Finish	Actual Winner	Predicted
2014-15	Arizona	-	-	-
2013-14	Arizona	1st	Arizona	1st
2012-13	Arizona	2nd	UCLA	2nd
2011-12	UCLA	5th (tied)	Washington	4th

Pac-12 Game Highs: COLORADO vs. Utah

Colorado

Points: 20, twice: Josh Scott, Feb. 1, 2014, Boulder
 & Andre Roberson, Mar. 7, 2012, Los Angeles
Rebounds: 17, Andre Roberson, Dec. 31, 2011, Boulder
Assists: 7, Askia Booker, Feb. 1, 2014, Boulder
Steals: 4, 3x, recent: Andre Roberson, Feb. 21, 2013, Boulder
Blocks: 3, twice, recent: Josh Scott, Feb. 1, 2014, Boulder
3-Pointers: 4, twice, recent: Xavier Talton, Feb. 1, 2014, Boulder

Utah

Points: 21, twice: Jordan Loveridge &
 Delon Wright, Mar. 1, 2014, Salt Lake City
Rebounds: 11, Jason Washburn, Feb. 2, 2013, Salt Lake City
Assists: 11, Delon Wright, Feb. 1, 2014, Boulder
Steals: 7, Delon Wright, Feb. 1, 2014, Boulder
Blocks: 5, Jason Washburn, Mar. 7, 2012, Los Angeles
3-Pointers: 5, Brandon Taylor, Feb. 1, 2014, Boulder

3-POINT ARC: Since 1982-83 when the 3-point shot was added to the college game, Mack Tuck ranks among the best 3-point shooters in CU history - of those who are 6'6" and taller. Here's the Top-10 list with a minimum of 150 career attempts:

Name	Ht.	Yrs	3-Pt%	3-Pt. M/Att
1) Mack Tuck	6'6"	1993-1996	.450	126-of-280
2) Xavier Johnson	6'7"	2012-pre.	.394	80-of-203
3) Spencer Dinwiddie	6'6"	2011-2014	.386	115-of-298
4) Blair Wilson	6'6"	2000-2004	.379	257-of-679
5) Martice Moore	6'8"	1995-1997	.376	65-of-173
6) Andy Osborn	6'9"	2004-2006	.374	98-of-262
7) D.J. Harrison	6'7"	2000-2002	.372	82-of-220
8) Marcus Relphorde	6'7"	2009-2011	.370	75-of-203
9) Chris Copeland	6'8"	2002-2006	.361	117-of-324
10) Richard Roby	6'6"	2004-2008	.347	214-of-617

2014-15 STARTING LINEUPS

Guard	Guard	Forward	Forward	Forward	Games	Rec.
Talton	Hopkins	Thomas	Scott	Fletcher	1	1-0
Talton	Booker	Gordon	Scott	Johnson	2, 3, 5-7	2-3
Talton	Hopkins	Thomas	Scott	Johnson	4	1-0
Talton	Booker	Fletcher	Scott	Gordon	6, 9	2-0
Hopkins	Booker	Gordon	Scott	Johnson	10-14	3-2

2014-15 TEAM NOTES

Biggest Lead 33 vs. Auburn
 Biggest Deficit (road) 23 at Wyoming
 Biggest Deficit (home) 10 vs. San Francisco
 Biggest Win 31 vs. Auburn
 Biggest Loss 23 at Wyoming
 Biggest Halftime Lead 22 vs. Air Force
 Biggest Halftime Deficit (road) 12 at Georgia
 Biggest Halftime Deficit (home) 2 vs. San Francisco

Most Points Half 52 (2) vs. Auburn
 Most Pts. Allowed Half 42 (1) vs. Northern Colorado
 Fewest Points Half 9 (2) at Wyoming
 Fewest Pts. Allowed Half 15 (1) vs. Air Force

DOUBLE-DOUBLE CLUB

Josh Scott

21 pts., 18 reb. vs. Drexel, Nov. 14
 29 pts., 13 reb. vs. Lipscomb, Nov. 30
 18 pts., 11 reb. at Georgia, Dec. 7

Wesley Gordon

16 pts, 12 reb. vs Auburn, Nov. 17
 11 pts, 14 reb. Vs. UCLA, Jan. 2

In Colorado's 9 Wins

SCORING	CU	OPP
Points per game	78.0	60.8
Scoring margin	+17.2	-
FIELD GOALS-ATT	233-463	199-553
FG Pct.	.503	.360
3-POINT FG-ATT	58-133	62-220
3-point FG Pct.	.436	.282
3-PT. FG per game	6.4	6.9
FREE THROW-ATT	178-230	87-125
Free throw pct.	.774	.696
FT made per game	19.8	9.7
REBOUNDS	340	292
Rebs. Per game	37.8	32.4
Rebs. margin	+5.3	-
ASSISTS	140	92
Assists per game	15.6	10.2
TURNOVERS	113	109
Turnovers per game	12.6	12.1
Turnovers margin	-0.4	-
Assist/Turnover Ratio	1.2	0.8
STEALS	55	58
Steals per game	6.1	6.4
BLOCKS	50	27
Blocks per game	5.6	3.0

In Colorado's 5 Losses

SCORING	CU	OPP
Points per game	53.2	60.8
Scoring margin	-7.6	-
FIELD GOALS-ATT	93-254	108-366
FG Pct.	.366	.458
3-POINT FG-ATT	17-70	32-84
3-point FG Pct.	.243	.381
3-PT. FG per game	3.4	6.4
FREE THROW-ATT	63-93	56-94
Free throw pct.	.677	.596
FT made per game	12.6	11.2
REBOUNDS	179	147
Rebs. Per game	35.8	29.4
Rebs. margin	+6.4	-
ASSISTS	32	57
Assists per game	6.4	11.4
TURNOVERS	69	52
Turnovers per game	13.8	10.4
Turnovers margin	-3.4	-
Assist/Turnover Ratio	0.5	1.1
STEALS	19	37
Steals per game	3.8	7.4
BLOCKS	15	21
Blocks per game	3.0	4.2

10-10-10

Tad Boyle Career Record in Close Games (five years at CU)

Single-Digit Games (1-9 pts.): 50-28

2014-15: 2-4

Home: 2-1
 Away: 0-1
 Neutral: 0-2

2013-14: 15-2

Home: 9-0
 Away: 4-1
 Neutral: 2-1

2012-13: 11-8

Home: 3-3
 Away: 5-4
 Neutral: 3-1

2011-12: 12-5

Home: 7-0
 Away: 1-3
 Neutral: 4-2

2010-11: 10-9

Home: 6-2
 Away: 2-5
 Neutral: 2-2

1-5 Point Games Overall: 28-15

Home: 12-5
 Away: 8-6
 Neutral: 8-4

1-Point Margin: 5-4

Home: 2-1
 Away: 2-2
 Neutral: 1-1

2-Point Margin: 7-2

Home: 3-1
 Away: 1-1
 Neutral: 3-0

3-Point Margin: 6-5

Home: 1-2
 Away: 3-1
 Neutral: 2-2

4-Point Margin: 4-2

Home: 2-1
 Away: 1-1
 Neutral: 1-0

5-Point Margin: 6-2

Home: 4-0
 Away: 1-1
 Neutral: 1-1

OT Games: 5-5 (includes 2ot game)

Home: 3-2
 Away: 2-3

Double-OT Games: 1-0

Home: 1-0

FIVE YEARS UNDER TAD BOYLE RECORD BREAKDOWN

	Won-Lost	Pct.
Overall (156 games).....	101-55	(.647)
at home (78 games).....	68-10	(.872)
on the road (48 games).....	17-31	(.354)
at neutral sites (30 games).....	16-14	(.533)
In November (32 games).....	24- 8	(.750)
In December (31 games).....	22- 9	(.710)
In January (35 games).....	20-15	(.571)
In February (28 games).....	19- 9	(.679)
In March (30 games).....	16-14	(.533)
Overtime (10 games).....	5-5	(.500)
Mid-Season Tourneys (13 games/5 trips)	6-7	(.462)
Postseason Tourneys (12 games/4 trips)	9-3	(.750)
Pac-12 Postseason Tournament (3 trips)	7-2	(.778)
Big 12 Postseason Tournament (1 trip)	2-1	(.667)
NCAA Tournament (4 games/3 trips)	1-3	(.250)
NIT (4 games/1 trip)	3-1	(.750)
Season Openers (5 games).....	4-1	(.800)
Home Openers (5 games).....	5-0	(1.000)
Conference Openers (5 games).....	4-1	(.800)
vs. Pac-12 teams (4 games).....	3-1	(.750)
vs. Big 12 teams (1 game).....	1-0	(1.000)
Conference Games, all games (84 games)...	50-34	(.595)
Conference, league games (72 games)	41-31	(.569)
Conference, Tourney games (12 games)	9- 3	(.750)
vs. Pac-12, all games (65 games).....	40-25	(.615)
vs. Pac-12, league games only (56 games)..	33-23...	(.589)
vs. Pac-12 Tournament games (9 games)	7- 2	(.778)
vs. Big 12, all games (19 games).....	10- 9	(.526)
vs. Big 12, league games only (16 games)	8- 8	(.500)
vs. Big 12 Tournament games (3 games)	2- 1	(.667)
Exhibition games (0 games).....	0-0	(.000)
When the Buffs score 100 pts (2 games)....	2-0	(1.000)
When the Oppts score 100 pts (0 games)..	0-0.....	(.000)

CAREER DOUBLE-DOUBLES

1) Shaun Vandiver, 1988-91	59
2) Cliff Meely, 1968-71	54
3) Jim Davis, 1961-64	47
4) Andre Roberson, 2010-13	37
5) Stephane Pelle, 1999-03	36
6) Scott Wedman, 1971-74	35
7) Burdette Haldorson, 1951-55	33
8) Ken Charlton, 1960-63	31
9) Alex Stivrins, 1983-85	29
10) David Harrison, 2001-04	25
11) Wilky Gilmore, 1959-62	22
12) Josh Scott, 2012-present	18

CU's RECORD (ALL GAMES)	'14-15	5-YR
Leading at halftime	8-2	78-15
Trailing at halftime	1-3	22-37
Tied at halftime	-	1 -3
Shoot 60+%	1-0	4 -0
Shoot 50-59%	4-0	30 -1
Shoot lower than 49.9%	2-2	54-29
Shoot lower than 39.9%	2-3	13-25
Higher shooting % than oppt	9-0	89-8
Lower shooting % than oppt	0-5	12-47
Score 30-39 points	0-1	0-1
Score 40-49 points	-	1-4
Score 50-59 points	0-2	10-16
Score 60-69 points	3-2	19-20
Score 70-79 points	1-0	28-9
Score 80-89 points	3-0	27-4
Score 90-99 points	2-0	14-1
Score 100+ points	-	2-0
More rebounds than oppt	5-4	75-18
Fewer rebounds than oppt	3-0	24-33
Same amount of rebs than oppt	1-1	2-4
Under 39 rebounds	4-3	60-47
40-49 rebounds	5-2	34-9
50+ rebounds	-	6-0
Shooting FT 90+%	-	1-3
Shooting FT 85-89%	-	9-3
Shooting FT 80-84.9%	3-0	18-6
Shooting FT 75-79.9%	3-0	30-12
Shooting FT 70-74.9%	2-2	10-7
Shooting below 69.9%	1-3	33-24
Fewer TOs than oppt	2-1	45-16
More/same TOs than oppt	7-4	56-39
Games decided by 1-5 pts	0-3	28-15
Games decided by 6-9 pts	2-1	21-13
Games decided by 10+ pts	7-1	52-27
Televised Games	9-4	89-49
Games vs. Ranked Oppts	-	11-15
No players in double figures	0-1	0-1
1 player in double figures	1-0	2-5
2 players 10+ points	2-2	11-16
3 players 10+ points	4-2	34-21
4 players 10+ points	1-0	38-11
5 players 10+ points	1-0	14-1
6 players 10+ points	-	1-0
7 players 10+ points	-	1-0
More bench pts than oppt	4-0	50-13
Fewer bench pts than oppt	5-5	48-38
Same bench pts than oppt	-	3-4
Playing in November	4-1	24 -8
Playing in December	3-4	22 -9
Playing in January	2-0	20-15
Playing in February	-	19-9
Playing in March	-	16-14

2014-15 Game Leaders & Career Scoring Double-Digits

	'14-15	Career
Askia Booker	9	73
Josh Scott	9	56
Xavier Johnson	10	47
Jaron Hopkins	2	8
Wesley Gordon	5	10
Xavier Talton	-	5
Dustin Thomas	1	2
George King	-	2

Double-Digit Rebounding Games

	'14-15	Career
Josh Scott	3	21
Xavier Johnson	-	6
Wesley Gordon	3	7
Jaron Hopkins	-	1

Double-Doubles

	'14-15	Career
Josh Scott	3	18
Xavier Johnson	-	5
Wesley Gordon	2	3
Askia Booker	-	1

20-Point Games

	'14-15	Career
Askia Booker	6	13
Josh Scott	4	12
Xavier Johnson	2	8

Led in Scoring

	'14-15	Career
Askia Booker	5	31
Josh Scott	6	26
Xavier Johnson	4	12
Wesley Gordon	1	1
Jaron Hopkins	-	1

Rebounding Leaders

	'14-15	Career
Josh Scott	7	35
Wesley Gordon	4	12
Xavier Johnson	4	12
Askia Booker	-	3
Jaron Hopkins/George King	-	1

Assist Leaders

	'14-15	Career
Askia Booker	7	43
Xavier Talton	1	9
Jaron Hopkins	2	6
Wesley Gordon	-	3
Xavier Johnson	1	4
T. Fletcher/D. Thomas	1	2
Eli Stalzer	-	2
Dominique Collier	1	1
Josh Scott	-	1

Steal Leaders

	'14-15	Career
Askia Booker	7	36
Jaron Hopkins	4	16
Josh Scott	3	16
Xavier Talton	3	14
Xavier Johnson	3	10
Wesley Gordon	1	6
Tre'Shawn Fletcher	2	3
Dustin Thomas	2	3
Eli Stalzer	1	3
Dominique Collier	2	2
George King	-	1

Block Leaders

	'14-15	Career
Josh Scott	8	32
Wesley Gordon	6	22
Xavier Johnson	-	10
T. Fletcher/X. Talton	-	3
Tory Miller	1	1
Dustin Thomas	-	1

Career Games

	Starts	Career Gm
Askia Booker	81	117
Xavier Talton	22	80
Josh Scott	76	78
Xavier Johnson	62	79
Eli Stalzer	-	60
Jaron Hopkins	16	48
Dustin Thomas	10	49
Wesley Gordon	39	45
Tre'Shawn Fletcher	3	34
George King	-	27
Tory Miller	-	12
Dominique Collier	-	10

THE LAST TIME ...20-Point Scorer: 20, Askia Booker vs. UCLA, Jan. 2, 201530-Point Scorer: 33, Alec Burks, vs. Texas, Feb. 26, 201140-Point Scorer: 42, Jaquay Walls, Iowa State (ot), Feb. 19, 2000Two 20-point Scorers in Same Game: Josh Scott (23), Askia Booker (22) at Hawai'i, Dec. 25, 2014

Pac-12 game: vs. Washington State: Askia Booker (26), Xavier Johnson (20), Feb. 5, 2014

Three 20-point Scorers Same Game: Xavier Johnson (27), Josh Scott (21), Askia Booker (20) vs. Washington, Feb. 9, 2014Five Double-Figure Scorers in Same Game: vs. Northern Colorado, Dec. 13, 2014: Josh Scott (21), Askia Booker (20), Xavier Johnson (16), Wesley Gordon (13), Jaron Hopkins (10).Six/Seven Double-Figure Scorers in Same Game: vs. Jackson State, Nov. 16, 2013: Askia Booker (15), Xavier Talton (13), Dustin Thomas (13), Jaron Hopkins (12), Spencer Dinwiddie (11), Josh Scott (11), Wesley Gordon (10).Double-Double Performance: Wesley Gordon (11 pts., 14 rebs.) vs. UCLA, Jan. 2, 2015CU Pair w/Double-Double Same Game: Dec. 13, 2013 vs. Elon (Josh Scott: 12 pts., 13 rbs; Xavier Johnson: 12 pts., 15 rbs.)Triple-Double Performance: David Harrison (20 points, 10 rebounds, 11 blocks), Nebraska, Mar. 8, 2003Player with 20 or More Rebounds: 21, Stephane Pelle, Stetson, Nov. 24, 2002; 20,

Andre Roberson, Stanford, Jan. 27, 2013; 20, Andre Roberson at Fresno State, Dec. 12, 2012

Player with 15 or More Rebounds: 15, Xavier Johnson vs. Elon, Dec. 13, 2013;

15, Andre Roberson, Arizona State, Feb. 16, 2013

Player with 10 or More Rebounds: 14, Wesley Gordon vs. UCLA, Jan. 2, 2015Last Pair with 15+ rebounds in same game: Andre Roberson (15) & Alec Burks (15) vs. Iowa State (Mar. 9, 2011, at Kansas City); Cliff Meely (21) & Mike Coleman (15) vs. Missouri, Mar. 8, 1969Player with 10 or More Assists: 12, Askia Booker at UCLA, Feb. 13, 2014Player with Five or More Steals: 6, Spencer Dinwiddie vs. Jackson State, Nov. 16, 2013

6, Alec Burks vs. Yale, Dec. 29, 2009; 5, Askia Booker at Arizona State, Jan. 25, 2014

Player with Six or More Three-Point FGs Made: 6, Levi Knutson, at Kansas State (Jan. 12, 2011) and vs. Oregon State (Dec. 4, 2010)Player with Five or More Blocked Shots: 7, Wesley Gordon vs. UCLA, Jan. 2, 2015

7, Andre Roberson, Oregon, Feb. 4, 2012

Scored 100+Points, Team: 100, Oregon (91), Jan. 5, 2014Scored between 40-49 Points, Team: 48 vs. Pitt (77), at Orlando (NCAA Tournament), Mar. 20, 2014Scored under 39 Points, Team: 33, at Wyoming (56), Nov. 22, 2014Shot 60.0 Percent or Better from the Field, Team: 63.3 vs. Northern Colorado, Dec. 13, 2014Shot Under 35.0 Percent from the Field, Team: 27.9 at Wyoming, Nov. 22, 2014Made 30 or More Free Throws, Team: 31 vs. DePaul, Dec. 22, 2014Made 10 or more Three-Point Field Goals, Team: 12 vs. Northern Colorado, Dec. 13, 2014Had 50 or More Rebounds, Team: 52 vs. Hartford, Dec. 29, 2012; 51 at USC, Jan. 26, 2012Had 25 or more Assists, Team: 27 vs. Cal State Northridge, Dec. 22, 2009Had 15 or More Steals, Team: 19, vs. Savannah State, Jan. 3, 2006; 15 vs. USC, Jan. 10, 2013Had 10 or More Blocked Shots, Team: 10, vs. Pepperdine, Dec. 4, 2006Had Fewer than 7 Turnovers, Team Since 2005 (Coach Boyle teams are indented)

4, at Iowa St., Jan. 30, 2010 (L, 63-64);

5, vs. California, Feb. 26, 2012 (W, 70-57); 5, vs. California, Mar. 18, 2011 (W, 89-72);

5, vs. Nebraska, Mar. 5, 2011 (W, 67-57);

5, vs. Baylor, Jan. 12, 2010 (W, 78-71);

5, vs. Utah, Dec. 7, 2005 (W, 76-52);

6 at Washington State, Jan. 8, 2014 (W, 71-70, ot);

6, vs. Stanford, Feb. 23, 2012 (L, 50-74); 6, vs. Arizona, Jan. 21, 2012 (W, 64-63)

6, vs. Kansas, Jan. 25, 2011 (L, 78-82);

6, vs. Baylor, Nov. 8, 2013 (60-72); at California, Mar. 2, 2013 (L, 46-62);

6, vs. San Francisco, Dec. 1, 2009 (W, 78-54).

CU COACHES / POSTSEASON TOURNAMENT

(conference postseason tournaments began in 1977)

BY PERCENTAGE Coach (Seasons)	CONFERENCE		NCAA		N.I.T.		OVERALL		
	W-L	Pct.	W-L	Pct.	W-L	Pct.	G	W-L	Pct.
Tad Boyle (4)	9-3	.750	1-3	.250	3-1	.750	20	13-7	.650
Forsty Cox (13)	--	--	2-4	.333	3-1	.750	10	5-5	.500
H.B. Lee (6)	--	--	3-3	.500	0-0	.000	6	3-3	.500
Sox Walseth (20)	--	--	3-3	.500	0-0	.000	6	3-3	.500
Joe Harrington (5)	0-5	.000	0-0	.000	4-2	.667	11	4-7	.364
Tom Miller (4)	2-4	.333	0-0	.000	0-0	.000	6	2-4	.333
*Ricardo Patton (11)	6-12	.333	1-2	.333	1-4	.200	26	8-18	.308
Tom Apke (5)	1-5	.167	0-0	.000	0-0	.000	6	1-5	.167
Bill Blair (6)	1-5	.167	0-0	.000	0-0	.000	6	1-5	.167
Jeff Bzdelik (3)	1-3	.250	0-0	.000	0-0	.000	4	1-3	.250
Totals	20-37	.351	10-15	.400	11-8	.579	101	41-60	.406

*-Ricardo Patton took over as interim in the 1995-96 season; the Big 8 postseason loss

OVERALL WINS: Boyle (13), Patton (8), Cox (5), Harrington (4), Lee (3), Walseth (3).

CONFERENCE TOURNAMENT WINS: Boyle (9), Patton (6), Miller (2).

A GLANCE AT THE DANCE CARD: Colorado has made the 13 NCAA Tournament appearances, three of those have come under head coach Tad Boyle.

Year	Seed	Region	Round	Result
2014	8th	South	2nd	L, 48-77 vs. Pittsburgh
2013	10th	East	2nd	L, 49-57 vs. Illinois
2012	11th	South	3rd	W, 68-64 vs. UNLV; L, 63-80 vs. Baylor

BUFFS IN THE NCAA TOURNAMENT (13 Appearances: 10-15, .400)

2013-14: Tad Boyle (23-12): lost to Pittsburgh, 77-48 (second round)

2012-13: Tad Boyle (21-12): lost to Illinois, 57-49 (second round)

2011-12: Tad Boyle (24-12): defeated UNLV, 68-64 (second round); lost to Baylor, 80-63 (third round)

2002-03: Ricardo Patton (20-12): lost to Michigan State, 79-64 (first round)

1996-97: Ricardo Patton (22-10): defeated Indiana, 80-62 (first round); lost to North Carolina, 73-56 (second round)

1968-68: Sox Walseth: (21-7): lost to Colorado State, 64-56; defeated Texas A&M, 97-82

1962-63: Sox Walseth: (19-7): defeated Oklahoma, 78-72; lost to Cincinnati, 67-60

1961-62: Sox Walseth: (19-7): defeated Texas Tech, 67-60; lost to Cincinnati, 73-46

1954-55: H.B. Lee (19-6): defeated Tulsa, 69-59; defeated Bradley, 93-81; lost to San Francisco, 62-50; defeated Iowa, 75-54

1953-54: H.B. Lee (11-11): lost to Bradley, 76-64; lost to Rice, 78-55

1945-46: Forrest B. Cox (12-6): lost to California, 50-44; defeated Baylor, 59-44

1941-42: Forrest B. Cox (16-2): defeated Kansas, 46-44; lost to Stanford, 46-35

1939-40: Forrest B. Cox (17-4): lost to Southern California, 38-32; lost to Rice, 60-56 (ot)

CU HISTORY

First Year of Basketball.....	1901-02 (114 Years)
All-Time Record	1,229-1,142 (.518); 2,371 games
NCAA Berths.....	13 (Won 10, Lost 15)
.....	two third place finishes in '42, '55)
Last Appearance	2013-14 (2nd Round)
NCAA Appearances	2013, 2012, 2003, 1997, 1969, 1963,
.....	1962, 1955, 1954, 1946, 1942, 1940
NIT Appearances	9
.....	(Won 11, Lost 8; won 1940 NIT; 1938 runner up)
Last NIT Appearance	2010-11 (NIT Semifinal)
Last Conference Title.....	2011-12 (Pac-12)
.....	(Pac-12 (one), Big 12 (none);
.....	Big 8 (1962, 1963, 1969); Big 7 (1955)
Mountain State Conference titles: 1938, '39, '40, '42	4
League Championships Prior to 1924	13
Overall Conference Titles	23
Arena (capacity)	Coors Events Center (11,064)

CU CAREER RANKINGS

Scoring

7. Emmett Lewis	1975-79	1,680
8. Randy Downs	1982-86	1,566
9. Askia Booker	2011-pre.	1,429
29. Wilky Gilmore	1959-62	1,026
30. Chauncey Billups	1995-97	1,020
31. Andre Roberson	2010-2013	1,012
32. Toney Ellis	1976-80	990
33. Josh Scott	2012-pre.	987
34. Fred Edmonds	1993-97	943
35. Jaquay Walls	1998-2000	929
37. Jo Jo Hunter	1993-96	922
38. Mack Tuck	1993-96	920
39. Xavier Johnson	2012-pre.	870

Rebounding

17. Randy Downs	1982-86	622
18. Wilky Gilmore	1959-62	591
19. Alex Stivrins	1983-85	583
20. Scott Wilke	1984-88	576
21. Josh Scott	2012-pre.	565
28. Don Walker	1956-59	492
29. Chuck Gardner	1963-66	486
30. Fred Edmonds	1993-97	446
31. Ted Allen	1992-95	443
32. Charlie Melvin	1995-98	441
33. Matt Bullard	1985-87	439
34. Jacques Tuz	1977-82	436
35. Xavier Johnson	2012-pre.	427

Assists

11. Cory Higgins	2007-11	320
12. Michel Morandais	2000-04	294
13. Askia Booker	2011-pre.	282
Chauncey Billups	1995-97	282

Steals

10. Mike Reid	1982-85	137
11. Askia Booker	2011-pre.	127

Blocks

7. Marcus King-Stockton	2004-08	111
8. Rodell Guest	1988-91	98
9. Richard Roby	2004-08	92
10. Shaun Vandiver	1988-91	90
11. Josh Scott	2012-pre.	88

Minutes

12. Austin Dufault	2008-12	3,439
13. Askia Booker	2011-pre.	3,241

Game Starts

11. Spencer Dinwiddie	2011-14	86
13. Mike Reid	1982-86	82
14. Askia Booker	2011-pre.	81
David Harrison	2001-04	81
16. Stephane Pelle	1999-2003	78
17. Rodell Guest	1987-91	77
18. Josh Scott	2012-pre.	76

Career Games

9-13. 4 players tied	119	
14. Askia Booker	2011-pre.	117

COLORADO - TEAM GAME HIGHS

POINTS93..... No. Colorado (Dec. 13)
 FG MADE.....32..... USC (Jan. 4)
 FGA.....59..... at Georgia (Dec. 7)
 FG % .633 (31-of-49) No. Colorado (Dec. 13)
 3-PT FGM.....12..... No. Colorado (Dec. 13)
 3 PT FGA18..... No. Colorado (Dec. 13)
 San Francisco (Dec. 3)
 3 PT FG% .667 (12-of-18) No. Colo. (Dec. 13)
 FTM.....31..... vs. DePaul (Dec. 22)
 FTA.....38..... vs. DePaul (Dec. 22)
 FT % .840 (21-of-25) UCLA (Jan. 2)
 REBOUNDS ..46..... Auburn (Nov. 17)
 ASSISTS.....22..... USC (Jan. 4)
 STEALS.....10..... USC (Jan. 4)
 BLOCKS.....9..... Lipscomb (Nov. 30)
 TURNOVERS.18..... UCLA (Jan. 2)
 FOULS.....22..... Colorado St. (Dec. 10)
 Air Force (Nov. 25)

COLORADO - TEAM GAME LOWS

POINTS33..... at Wyoming (Nov. 22)
 FG MADE.....12..... at Wyoming (Nov. 22)
 FGA.....43..... at Wyoming (Nov. 22)
 FG % .279 (12-of-43) at Wyoming (Nov. 22)
 3-PT FGM.....1..... Geo. Wash. (Dec. 23)
 3 PT FGA9..... Colorado St. (Dec. 10)
 3 PT FG% .083 (1-of-12) Geo. Wash. (Dec. 23)
 FTM.....5..... at Wyoming (Nov. 22)
 FTA.....8..... at Wyoming (Nov. 22)
 FT % .625 (5-of-8)..... at Wyoming (Nov. 22)
 REBOUNDS ...24..... San Francisco (Dec. 3)
 ASSISTS.....4..... Geo. Wash. (Dec. 23)
 STEALS.....1..... Geo. Wash. (Dec. 23)
 BLOCKS.....0..... at Wyoming (Nov. 22)
 TURNOVERS..8..... San Francisco (Dec. 3)
 FOULS.....9..... San Francisco (Dec. 3)

OPPONENT - TEAM GAME HIGHS

POINTS75..... Lipscomb (Nov. 30)
 FG MADE.....28..... USC (Jan. 4)
 FGA.....70..... UCLA (Jan. 2)
 FG % .524 (22-of-42) at Wyoming (Nov. 22)
 3-PT FGM.....13..... Lipscomb (Nov. 30)
 3 PT FGA33..... Lipscomb (Nov. 30)
 3 PT FG% .556 (10-of-18) No. Colo. (Dec. 13)
 FTM.....20..... vs. DePaul (Dec. 22)
 FTA.....26..... Colorado St. (Dec. 10)
 FT % .909 (20-of-22) DePaul (Dec. 22)
 REBOUNDS ..41..... UCLA (Jan. 2)
 ASSISTS.....22..... at Wyoming (Nov. 22)
 STEALS.....10..... Air Force (Nov. 25)
 BLOCKS.....7..... UCLA (Jan. 2)
 TURNOVERS.28..... Lipscomb (Nov. 30)
 FOULS.....24..... DePaul (Dec. 22)

COLORADO - PLAYER GAME HIGHS

POINTS29..... Josh Scott vs. Lipscomb (Nov. 30)
27..... Askia Booker vs. DePaul (Dec. 22)
 FG MADE.....10..... Josh Scott vs. Lipscomb (Nov. 30)
 FGA.....19..... Askia Booker vs. Colorado State (Dec. 10)
 Askia Booker at Georgia (Dec. 7)
 FG % .833 (10-of-12) .. Josh Scott vs. Lipscomb (Nov. 30)
 3-PT FGM.....5..... Askia Booker vs. Northern Colorado (Dec. 13)
 Askia Booker vs. San Francisco (Dec. 3)
 3 PT FGA9..... Askia Booker vs. Northern Colorado (Dec. 13)
 3 PT FG% 1.000 (3-of-3) .. Xavier Johnson vs. Northern Colorado (Dec. 13)
 Xavier Talton vs. Air Force (Nov. 25)
 FTM.....14..... Askia Booker vs. DePaul (Dec. 22)
 FTA.....14..... Askia Booker vs. DePaul (Dec. 22)
 FT % (min. 9) 14-of-14..... Askia Booker vs. DePaul (Dec. 22)
 Josh Scott vs. Northern Colorado (Dec. 13)
 REBOUNDS ..14..... Wesley Gordon vs. UCLA (Jan. 2)
 ASSISTS.....7..... Askia Booker vs. USC (Jan. 4)
 Askia Booker vs. Lipscomb (Nov. 30)
 STEALS.....4..... Jaron Hopkins vs. USC (Jan. 4)
 BLOCKS.....7..... Wesley Gordon vs. UCLA (Jan. 2)
 TURNOVERS..4..... Wesley Gordon vs. UCLA (Jan. 2)
 Askia Booker vs. George Washington (Dec. 23)
 FOULS.....5..... two players

OPPONENT - PLAYER GAME HIGHS

POINTS22..... Norman Powell, UCLA (Jan. 2)
 FG MADE.....9..... Norman Powell, UCLA (Jan. 2)
 FGA.....20..... Norman Powell, UCLA (Jan. 2)
 FG % (Min 5 made) .714 ... (5-of-7) Matt Christiansen (USF), Dec. 3
 3-PT FGM.....5..... Nathan Moran (Lipscomb), Nov. 30
 3 PT FGA11..... KT Harrell (Auburn), Nov. 17
 Tavon Allen (Drexel), Nov. 14
 3 PT FG% 1.000 (3-of-3) J.J. Frazier (Georgia), Dec. 7
667 (4-of-6) Cameron Michael (UNC), Dec. 13
 FTM.....11..... Billy Garrett (DePaul), Dec. 22
 FTA.....11..... Billy Garrett (DePaul), Dec. 22
 FT % (min. 7) (11-of-11) .. Billy Garrett (DePaul), Dec. 22
 (7-of-7) .. KT Harrell (Auburn), Nov. 17
 REBOUNDS17..... Dominique Lee (No. Colorado), Dec. 13
13..... Cimmeon Bowers (Auburn), Nov. 17
 ASSISTS.....7..... Josh Adams (Wyoming), Nov. 22
 STEALS.....5..... Matt Mooney (Air Force), Nov. 25
 BLOCKS.....4..... Larry Nance Jr. (Wyoming), Nov. 22
 TURNOVERS.....6..... Tommy Hamilton (DePaul), Dec. 22
 FOULS.....5..... by two players



TAD BOYLE

5th Year at CU (9th Year Overall)

BirthdayJan. 6, 1963
 BirthplacePueblo, Colo.
 FamilyWife, Ann
 Daughter, Claire
 Sons, Jack and Pete
 HometownGreeley, Colo.
 High SchoolGreeley Central, 1981
 CollegeKansas, 1985
 (Bachelor of Science:
 Business Administration)



UNIVERSITY OF COLORADO (2010-present)

FIVE-YEAR HEAD COACHING CAREER

- 101-55 record (.647).
- .647 winning percentage, ranks first in school history.
- 68-10 mark at home (.872).
- 101 wins are the most wins by one coach in the shortest time.
- 101 victories ranks No. 4 on the CU all-time coaching list.
- Owns four of CU's eight 20+ winning seasons.
- Four players on Wooden Top 50 Watch list: Josh Scott (2014-15), Spencer Dinwiddie (2013-14), Andre Roberson (2012-13), Alec Burks (2010-11).

NOTEABLE POSTSEASON HONORS UNDER BOYLE AT CU

- 7: All-Tournament team selections (Booker [3], Brown, Burks, Dinwiddie, Roberson).
- 5: Conference first-team selections (Burks, Dinwiddie, Scott, Roberson [2]).
- 2: Tournament MVPs (Booker, Brown).
- 1: Pac-12 Conference Defensive Player of the Year (Roberson).
- 1: Wooden Top-20 Finalist (Burks).

BUFFALOES IN THE NBA UNDER BOYLE

Player	NBA Team	Yrs. in NBA	Yrs. at CU
Alec Burks	Utah Jazz	3 (2011-pre.)	2009-2011
Andre Roberson	Oklahoma City Thunder	2 (2013-pre.)	2010-2013
Spencer Dinwiddie	Detroit Pistons	1 (2014-pre.)	2011-2014
Cory Higgins	Charlotte Bobcats	1 (2011-12)	2007-2011

- First CU head coach in school history to guide program to three consecutive NCAA Tournament appearances.
- Owns or shares four winningest seasons in school history.
- First CU coach to win 20 games in each of his first four years AND first CU coach to have four, 20-win seasons.
- First CU coach to lead Buffs to four consecutive post-season appearances (2010-11 NIT semifinal; 2011-12 NCAA 3rd Round; 2012-13 NCAA 2nd Round; 2013-14 NCAA 2nd Round).
- During non-conference play (Nov, Dec, Jan.), Boyle is **47-17** overall (.734) in home, road, neutral games.
- **36-2** in non-conference home games (.947).
- **18-0** at home during the month of November.

- **24** wins each of 2010-11 & 2011-12 seasons • **23**: 2013-14 • **21**: 2012-13.
- **13-7** (.650) in postseason games (9-3 conference, 3-1 NIT, 1-3 NCAA).
- .650 postseason winning percentage ranks first in school history.
- Boyle/the Buffs are **7-2** in the Pac-10/Pac-12 Conference Tournament history (.778). Record and Winning % rank first.
- Advanced to the conference tournament semifinals three of the last four years (Pac-12: 2014 & 2012; Big 12: 2011).

- Outrebouncing opponent, CU is **75-18** overall (.807); **53-3** at home (.946).
- When opponent shoots under 40 FG%, CU is **60-6** overall (.909) and **39-1** at home (.975). Lone loss: UCLA (Jan. 16, 2014), 39.4 FG%, 69-56.
- When out-rebounding the opponent AND holding opponent under 40 FG%, CU is an impressive **32-0** at home and **45-4** overall (.918): four losses: vs. George Washington; at California twice; at Washington).
- **26-6** at home (.813) in single-digit games.
- **32-4** (.889) w/ 15+ assists in a game • **13-0** when having 20 or more assists.
- **18-4** when a road or neutral court loss follows a home game (.818).
- **16-14** (.533) record on neutral courts, third overall at CU.
- **8-0** following a home loss with a home win under the Boyle coaching staff.

2013-2014: 23-12

- NCAA Tournament Appearance (2nd Round); Seeded eighth in the South Region, CU's highest NCAA Tournament seed since 1997 Tournament when seeded ninth in the East Region.
- Won 23 games, the third most victories in school history.
- Nationally ranked six-straight weeks • Highest ranking of season was No. 15.
- Ranked in the Coaches' Poll 5-straight weeks (No. 17 the highest).
- For only the second time in school history (1996-97), the Buffaloes won 21 regular season games.
- Won a school-second best 16 home games • Won 10-straight games, tying the fourth longest winning streak in school history (Nov. 10-Dec. 13, 2013).
- Defeated a pair of Top-10 nationally ranked opponents at home (No. 6/7 Kansas, 75-72, Dec. 7 and No. 10/9 Oregon, 100-91, Jan. 5).
- Josh Scott: All-Pac-12 first team accolades; Askia Booker was named honorable mention; Wesley Gordon All-Pac-12 honorable mention freshman team.
- Set a school record for season total attendance (173,429) during the 2013-2014 season, topping the previous high set during the 2012-2013 season (155,884). 2013-2014 also saw runner up placings for season average, conference total, and conference average.
- No. 1 in Pac-12 Conference-only rebounding (32.5 rpg.); Pac-12 (all games) defensive rebounding percentage (.739).
- Named one of three court coaches for the 2013 USA Basketball Men's World University Games training camp (assisting the 2013 USA Basketball Men's World University Games coaching staff during the June 24-July 1 training camp at the U.S. Olympic Training Center in Colorado Springs, Colo.).

2012-2013: 21-12

- NCAA Tournament Appearance (2nd Round).
- Back-to-back NCAA Tournaments appearances (2011-12 & 2012-13) for the first time since 1961-62 & 1962-63 (50 years).
- NCAA Tournament appearance is CU's first at-large invite since 2002-03.
- First CU head coach since Sox Walseth to lead the Buffs to back-to-back NCAA Tournament appearances.
- No. 19 Associated Press/USA Today Coaches' Poll (Nov. 26) • AP No. 23 ranked (Nov. 19).
- AP No. 23 ranking first time CU was ranked in a major poll since earning back-to-back No. 25 rankings in the 2005-06 Coaches Poll .
- 2012 Charleston Classic Champions (3-0).
- CU defeated Oregon (Pac-12 Tournament Champion), twice; Arizona, Colorado State, California.
- The Buffs enjoyed the best three consecutive years in attendance numbers ever (421,028, an 8,255 average for 51 games; no previous coach averaged over 6,500 for a three-year run).
- No. 1 in Pac-12 Conference-only defense (62.2 ppg.).
- No. 1 in Pac-12 Conference Team (all games) 3-Point Defense (32.0).
- Defeated four ranked opponents, a first since 2002-03.
- 3-straight road conference wins for the first time since 2000-01.
- First CU MBB coach to win season opener each of first 3 seasons.
- Named official starter 34th Annual Bolder Boulder (May 2012), largest road race in U.S.A. where all participants are timed, fifth largest road race in world.
- Andre Roberson (first team, Defensive Player of the Year, All-Defensive team); Spencer Dinwiddie (first team), Josh Scott (All-Freshman team) • Sabatino Chen (2011-12 & 2012-13 Pac-12 Academic first team); Shane Harris-Tunks (2012-13 Pac-12 Academic second team & 2011-12 Pac-12 Academic honorable mention); Levi Knutson (2010-11 Big 12 Academic first team); Trey Eckloff (2010-11 Big 12 Academic first team).

HEAD COACH TAD BOYLE YEAR-BY-YEAR COACHING RECORD

Year	School	Record	Pct.	Conference	Pct.	Notes/Postseason
2006-07	Northern Colorado	4-24	.143	2-14 (9th)	.125	Bears' first year in Big Sky
2007-08	Northern Colorado	13-16	.448	6-10 (t-7th)	.375	Defeated SDSU, a top-50 team among RPI rankings
2008-09	Northern Colorado	14-18	.438	8-8 (5th)	.500	Big Sky Tourney berth; Earned the school's first D-I post-season Sun Belt Tourney
2009-10	Northern Colorado	25-8	.758	12-4 (2nd)	.750	School record 25 wins; CollegeInsiders.com Tournament quarterfinal
Total		56-66	.459	28-36	.438	
2010-11	Colorado	24-14	.632	8-8 (t-5th)	.500	Big 12 Semifinals; NIT Final Four
2011-12	Colorado	24-12	.667	11-7 (t-5th)	.611	Pac-12 Tournament Champions; NCAA Tournament 3rd Round
2012-13	Colorado	21-12	.636	10-8 (5th)	.556	Pac-12 Quarterfinal; NCAA Tournament 2nd Round
2013-14	Colorado	23-12	.657	10-8 (t-3rd)	.556	Pac-12 Semifinal; NCAA Tournament 2nd Round
2014-15	Colorado	9-5	.643	2-0	1.000	157 career wins; 5-0 in conference home openers; 2-0 start matches '13-14 & '11-12
Total		101-55	.647	41-31	.569	

2011-2012: 24-12

- NCAA Tournament (3rd Round), a school-first since 2002-03 (9 years).
- Third NCAA Tournament appearance since 1968-69 (43 years).
- First CU head coach to win 20 or more games in his first two years.
- 48 wins at CU are the best in school history in any two-span.
- Defeated No. 6 seed and No. 23/25 ranked UNLV (68-64) in the second round, CU's first tourney win since 1996-97.
- Helped guide CU to the Pac-12 Conference Championship winning four games in four days; first conference title since 1968-69.
- Just the 10th team from the "big six" conferences to win four games in four days en route to the conference title.
- NABC District 20 Coach of the Year (1st CU coach named).
- Sixth team in school history to win 20 games and first 20-win team in school history to average under 70 ppg. (67.5).
- Won his 100th career win at a head coach at the Pac-12 Tournament defeating Utah (Mar. 7, 2012).
- CU went 14-2 at home, the fourth time in school history to win that many games at home, the others: 2010-11, 2005-06, 2002-03.
- 11 Pac-12 Conference wins, most wins in season (1996-97: 11).
- Won his 40th game (against Oregon), taking him 61 games to reach this milestone tying Frosty Cox for the fewest games.
- First CU head coach to achieve back-to-back 3-0 conference starts in his first two years at the helm.
- First CU head coach since Frosty Cox to win back-to-back conference openers since 1935-36 and 1936-37.
- Andre Roberson (first team, All-Defensive, All-Tournament team), Carlton Brown (second team; tournament Most Outstanding Player, All-Tournament team), Spencer Dinwiddie (All-Freshman team).

2010-2011: 24-14

- School-best 24 wins in his first season at CU.
- School-best 18 home wins • Four attendance marks: sellouts a season (5); all games (140,284); conference total (78,472); conf. average (9,809).
- Advanced to the NIT Final Four and appearance at Madison Square Garden, a CU first since 1990-91.
- CU's last year of Big 12 Conference: Alec Burks (first team, Big 12 All-Tournament team), Cory Higgins (second team), Levi Knutson (co-sixth man).
- Highest Big 12 conference finish (5th) since 2005-06.
- Advanced to the Big 12 Tournament semifinals for the first time in the 15-year history of the conference.
- Won three Big 12 road games for the first time since 1996-97.
- Defeated NCAA Tourney Teams: Kansas St. (three times), Texas, Missouri.
- Defeated pair of Top-10 opponents at home: No. 9/8 Missouri, 89-76 (Jan. 8); No. 5/5 Texas, 91-89 (Feb. 26). The CU-UT game was the second greatest comeback in school history as CU rallied from 22 points in the second half.
- Named National Coach of the Week by The Hoops Report in its weekly awards for the week of Jan. 10-16, 2011.
- First coach since Henry Iba (1933-34) to win first three conference games.
- First CU coach since H.B. Lee (1950-51) to win first two conference games in his first year.
- Successfully won CU debut with an 88-80 home win vs. Idaho St. (Nov. 12).
- Became first CU head coach in 20 years (Joe Harrington, 1990-91) to win coaching debut.
- Named 18th head coach in CU men's basketball history April 19.

NORTHERN COLORADO: Head Coach 2006-2010

2009-2010: 25-8

- Advanced to the post season for the first time in school history, advancing to the quarterfinals of the CollegeInsiders.com Tournament while racking up a school record 25 victories.

- Coached one first-team All-Big Sky member and also the Big Sky Conference Defensive Player of the Year.
- Resurrected the basketball program, including a breakout season in 2009-10 (25-8, .758) and finished second in the Big Sky Conference.
- Guided the Bears to a 56-66 record (.459) the past four seasons.
- Awarded NABC Division I All-District Coach of the Year, the Big Sky Coach of the Year by both *The Sporting News* and CollegeInsider.com, where he was also named a finalist for the National Mid-Major Coach of the Year award.
- Will Figures (2009-10 All-Big Sky 1st team); Devon Beitzel (2nd team); Jabril Banks (2008-09 All-Big Sky 1st team). Yahosh Bonner (2009-10 Big Sky Defensive Player of the Year).

2008-2009: 14-18UNC's first Big Sky Tourney berth

- Improved from one conference win his first season to an 8-8 mark.
- Earned the school's first D-I post-season trip, to the Sun Belt Conference Tournament.

2007-2008: 13-16.....Won at SDSU (RPI top 50)

- Defeated Colorado State, 72-59, in his second season and also knocked off San Diego State, 72-59. The Aztecs were ranked among the nation's top 50 teams in the RPI rankings at that time.

2006-2007: 4-24 Bears' first year in Big Sky

- Named the 17th coach in UNC history on April 25, 2006.
- At that point, the Bears were in the midst of a transition to Division I in its first season as a member of the Big Sky Conference.
- Finished last nationally in the final RPI rankings. There were, however, flashes of times to come, including close losses to both Colorado (88-86) and Colorado State (75-66).

WICHITA STATE: Associate Head Coach..... 2000-2006

- Spent six seasons with current Maryland head coach Mark Turgeon and was part of another turn around that saw the Shockers improve from 9-19 (.321) his first year there to one of the nation's top mid-major teams in 2006 when Wichita State went 26-9 and advanced to the Sweet 16 of the NCAA Tournament. The Shockers eventually lost to Final Four Cinderella George Mason in the regional semifinals • finished with a No. 21 final ranking.

2005-06:	26-9MVC champs, NCAA Sweet 16
2004-05:	22-10 NIT second round
2003-04:	21-11 NIT
2002-03:	18-12NIT
2001-02:	15-15 9-9 in Missouri Valley Conference
2000-01:	9-19	

JACKSONVILLE STATE (Ala.): Assistant Coach 1998-2000

- Boyle reconnected with Mark Turgeon, as an assistant coach at Jacksonville State, where they helped turn a team that was 8-18 into a 17-11 squad in just one season.
- 1999-00: 17-11 (12-6 in TransAmerica Conference); 1998-99: 8-18

TENNESSEE: Director Basketball Operations 1997-1998

- Followed Jerry Green to Tennessee, where he was director of basketball operations • Vols won 20 games and advanced to the NCAA Tournament.

OREGON: Assistant Coach 1994-1997

- First collegiate coaching job (1994) an assistant under Jerry Green. Mark Turgeon was also an assistant from 1993-97 • Spent three seasons helping the Ducks to the 1995 NCAA Tournament and 1997 NIT.
- | | | |
|----------|-------|----------------------|
| 1996-97: | 17-11 | NIT |
| 1995-96: | 16-13 | - |
| 1994-95: | 19-9 |NCAA Tournament |

WHAT THEY'RE SAYING ...

"Tad has bought back a resurgence to Colorado basketball with his energy and enthusiasm. I am impressed with his knowledge of the game and his ability to communicate to his Buffaloes team."

-- Dick Vitale, ESPN College Basketball Analyst

"Tad continues to make Colorado more than relevant," ESPN.com Senior College Basketball Writer Andy Katz said. "He has made them into one of the top teams in the West. Now you can count on Colorado being in play for the top tier in the Pac-12 and an NCAA bid. Colorado may have joined the Pac-12 for football first but the Buffaloes have been a boon in basketball."

-- Andy Katz, ESPN.com Senior College Basketball Writer

"I'm a believer in Tad Boyle. He is not only a terrific teacher of the game with great basketball knowledge, he keeps it simple and gives his players an understanding of what you need to do to win, but a firm understanding of how teams lose, too. Boyle has tremendous toughness in him. He is demanding without being demeaning, and he puts his players in position to achieve together without fear of failing. That's what truly outstanding coaches do, and Tad Boyle is a truly outstanding coach."

-- Jay Bilas, ESPN College Basketball Analyst

"I've been blessed to work with many hall of fame caliber coaches during my career and I can say without reservation that Tad Boyle is as talented as any coach I've been around! Whether you're talking about X's-and-O's, in-game adjustments, or recruiting...he's the total package. And, best of all...he's an even better human being."

-- Mark Johnson, Sports Director Newsradio 850 KOA

"I want to say the job that Tad Boyle has done at Colorado, and what Colorado represents to the future of the Pac-12, I can make the argument that there's been no greater gift to college basketball in the Pac-12 than adding Colorado. They are well-coached, play extremely hard, very good on defense. They have talented players now. I feel like they have some really talented players coming in. I wish them the very best in the NCAA Tournament. Whoever draws them is running into a hungry, well-coached, disciplined team."

--Arizona Head Coach Sean Miller after the Pac-12 Championship game (March 10, 2012)

COACHING CAREER

2010-Present: Head Coach, University of Colorado
 2006-2010: Head Coach, University of Northern Colorado
 2000-2006: Associate Head Coach, Wichita State University
 1998-2000: Assistant Coach, Jacksonville State (Ala.) University
 1997-1998: Director of Basketball Operations, Univ. of Tennessee
 1994-1997: Assistant Coach, University of Oregon

PLAYING HISTORY

University of Kansas

Member of two NCAA Tournament Teams (1984, 1985)
 Named Team Captain Senior Season
 "Most Unselfish Player" 1985
 "Most Inspirational Player" 1982

Greeley High School

Led Wildcats to 1981 State Championship
 Colorado Player of the Year
 Converse All-American Team

BOYLE vs. THE NATION

Arkansas State	1-0	McNeese State.....	1-0
Alabama.....	0-1	Missouri.....	1-1
Alcorn State.....	1-0	Montana.....	2-7
Air Force.....	5-2	Montana State.....	4-4
Auburn.....	1-0	Murray State.....	1-0
Arizona.....	3-6	Nebraska.....	1-1
Arizona State.....	3-4	New Mexico.....	0-1
Bakersfield, Cal State.....	2-0	New Orleans.....	1-0
Ball State.....	0-1	North Dakota.....	2-0
Baylor.....	1-3	Northern Arizona.....	6-3
Bowling Green.....	1-1	Northern Colorado.....	1-0
California.....	5-3	Oklahoma.....	0-2
Citadel, The.....	1-0	Oklahoma State.....	1-1
Colorado.....	0-1	Oregon.....	5-2
Colorado Christian.....	1-0	Oregon State.....	5-4
Colorado State.....	5-4	Pacific.....	0-1
Colo.-Colorado Springs.....	0-1	Pittsburgh.....	0-1
Creighton.....	0-1	Portland.....	2-1
Dayton.....	1-0	Portland State.....	1-7
Denver.....	4-2	Purdue.....	0-1
DePaul.....	1-0	Sacramento State.....	6-2
Drexel.....	1-0	San Diego State.....	1-1
Eastern Michigan.....	0-1	San Francisco.....	1-1
Eastern Washington.....	4-4	San Jose State.....	1-1
Elon.....	1-0	Southern.....	1-0
Fort Lewis College.....	1-0	Southern Utah.....	1-0
Fresno State.....	2-1	Stanford.....	3-2
Georgia.....	2-2	Texas.....	1-0
George Washington.....	0-1	Texas A&M.....	0-1
Gonzaga.....	0-1	Texas Christian.....	1-0
Hartford.....	1-0	Texas-Pan American.....	1-0
Harvard.....	1-1	Texas Southern.....	4-0
Hawai'i.....	1-1	Texas State.....	1-1
Idaho State.....	5-5	Texas Tech.....	1-0
Illinois.....	0-1	UCLA.....	1-4
Indiana.....	1-0	UC Santa Barbara.....	1-0
Iowa.....	0-1	UNLV.....	1-0
Iowa State.....	2-1	USC.....	6-0
Jackson State.....	1-0	Utah.....	5-2
Johnson & Wales.....	4-0	UT Martin.....	1-0
Kansas.....	1-4	VMI.....	1-0
Kansas State.....	3-0	Washington.....	2-2
Kent State.....	1-0	Washington State.....	4-0
Liberty.....	0-1	Weber State.....	2-6
Lipscomb.....	1-0	Western Michigan.....	1-0
Longwood.....	1-0	Western New Mexico.....	1-0
Louisiana Monroe.....	1-0	Wichita State.....	0-1
Maryland.....	0-1	Wofford.....	1-0
Maryland Eastern Shore.....	1-0	Wyoming.....	1-4
		TOTAL.....	157-121

JEAN PRIOLEAU**Family:** Wife, Janelle; **Son:** Elijah**Hometown:** Teaneck, N.J.**High School:** Teaneck**College:** Fordham (1992)**University of Colorado (2010 - present)**

- Fifth year with CU basketball.
- Named Associate Head Coach Summer 2013.
- Assistant coach with Tad Boyle at Wichita State (2000-2005).

"Jean is ready to be a head coach, deserves to be a head coach," CU head coach Tad Boyle said. "He is multiple-faceted in terms of his recruiting and coaching ability, relationship with the players, and his professionalism. Jean does a tremendous job and has for many years, not just CU's staff, but any staff he's been on."

Texas Christian University (2008-2010): spent two years as an assistant coach and recruiting coordinator.

Iowa State (2006-2008): helped the Cyclones record 29 victories. The Cyclones had three All-Big 12 Conference performers in Mike Taylor, Wesley Johnson and Jiri Hubalek and were ranked in the top-100 among in a pair of defensive categories.

Marquette (2005-06): as an assistant coach under former Marquette head coach and current Indiana University head coach Tom Crean. In his lone season with the Golden Eagles, Marquette recorded a 20-11 overall record and a 10-6 mark in Big East Conference en route to securing a spot in the NCAA Tournament.

- Part of a Marquette program that ranked 11th in the country in three-point field goal percentage, 22nd in three-point field goals made per game and 43rd in the nation in scoring offense in his lone campaign. That season, Prioleau watched as the Golden Eagles posted victories over a trio of nationally-ranked opponents, including a 94-79 triumph over top-ranked UConn.

Wichita State (2000-2005): played a vital role in the resurgence and success of the Shockers in the Missouri Valley Conference.

- The Shockers earned a NIT berth on three occasions during Prioleau's tenure. During his five years, the Shockers never finished below a .500 overall or conference mark while winning 18 or more games in four of five seasons.
- The Shockers collected 94 total victories, including a pair of 20-win seasons in each of his final two campaigns with the program.
- Signed the top recruiting class in 2001 in the Missouri Valley Conference, helped ink Sean Ogirri (Colorado Player of the Year), Paul Miller (2006 Missouri Valley Conference Player of the Year and 2001 Freshman of the Year), Jamar Howard (Missouri Valley Conference Defensive Player of the Year) and Randy Burns (Missouri Valley Conference Rookie of the Year).

Fordham University (1999-2000).

MIKE ROHN**Family:** Wife, Stephanie**Daughters:** Raegen and Rylee**Hometown:** Colby, Kan.**High School:** Colby**College:** McPherson (1990);

Fort Hays State (1993)

**University of Colorado (2010 - present)**

- Fifth year with CU basketball.
- Named Head Recruiting Coordinator Summer 2013.
- Head coach of 2014 summer Athletes In Action team (Estonia & Lithuania).
- An assistant coach at Wichita State with Tad Boyle (2001-2006).

"One of the steadiest people I have ever worked with in my life," said CU head coach Tad Boyle. "Mike is the ultimate grinder, works extremely hard and he's a guy that thinks; a forward-thinker and ready to be a head coach. He has all the tools in what it takes to be a head coach, and is invaluable to our staff and to me."

Texas A&M (2007-2010): Three years as the director of basketball operations at Helped the Aggies to a trio of NCAA Tournament Round of 32 appearances. During those three years in College Station, the Aggies won 73 games, including 28 Big 12 Conference games. A&M also led the conference in scoring defense (65.8 ppg.) for the first time in league history during the 2009-10 campaign.

Wichita State (2000-2007): Seven years as an assistant coach to Mark Turgeon, in addition with current CU associate head coach, Jean Prioleau, and head coach Tad Boyle (2001-2006), the Shockers engineered an impressive resume earning three-straight NIT trips (2003, 2004, 2005). During the 2005-06 season, the Shockers not only won their first Missouri Valley Conference championship in 19 years, they capped off a 26-9 record with a 2006 NCAA Tournament berth and a Sweet 16 appearance, a school-first in 18 years.

- Rohn also helped coach fifth-year student-athlete Paul Miller cap off one of the best careers of any Shocker center by being named the MVC Player of the Year, the first Shocker to earn the award in 21 years, in addition to Jamar Howard (Missouri Valley Conference Defensive Player of the Year).

- Prior to Wichita State, Rohn served three seasons as head coach (1997-2000) at Dodge City (Kan.) Community College, where he built a 55-38 record and coached the Conquistadors to three consecutive state playoff appearances, including a 21-10 mark in 1999-2000. Assistant coach at Dodge City from 1993-97. In 1997, Dodge City was crowned the 1997 Jayhawk West Conference Champions.

Fort Hays State (1991-93): Graduate Assistant Coach.

Colby CC (1990-91): Assistant Coach.

McPherson College (1989-90): Assistant Coach.

RODNEY BILLUPS**Hometown:** Denver, Colo.**High School:** George Washington**College:** University of Denver (2005)**University of Colorado (2010 - present)**

- Fifth year with CU basketball.
- Named Assistant Coach prior to 2012-13 season.
- Director of Basketball Operations (2010-2012).

"Rodney continues to bring a lot of value to our staff," head coach Tad Boyle said. "Each year, he gets more and more comfortable in his recruiting role, and continues to develop into a fine, young coach."

- Younger brother of former CU great Chauncey Billups, who played with the Buffaloes from 1995-97.
- Three-year standout with the University of Denver Pioneers from 2002-05.
- At DU, averaged 10.2 points, 6.4 assists, and 3.2 rebounds during his 2004-05 senior season.
- Led the Sun Belt Conference in assists, also ranked 17th nationally.
- Named an All-SBC third team selection in 2004-05, the same season he helped the Pioneers win 20 games and a National Invitational Tournament berth.
- 199 assists in his senior season, ranks third all-time in school history, while his 58 steals, ranks seventh.
- Over his three years at DU, Billups ranks fourth all-time in assists (418) and steals (154). For his career, he averaged 8.5 points per game, in addition to 4.6 assists, 2.7 rebounds and 1.7 steals per game.
- In 2004-05, Billups was named co-recipient of the Floyd M. Theard Jr. Memorial Award. The award is presented each year to the DU men's basketball player who best displays the qualities of leadership, scholarship and sportsmanship.

18-18-18

**ASKIA BOOKER**

Senior • Guard
6'2" • 175 • 3L
Los Angeles, Calif.
(Price HS)

#0

MISC.	'14-15	CAREER
Double-Figure Scoring	9	73
20+ Points	6	13
15+ Points	9	41
Double-Doubles	-	1
Led CU in Scoring	5	31
Led CU in Rebounds	-	3
Led CU in Assists	7	43
Led CU in Steals	7	36
5+ Rebounds	4	25
6+ Assists	4	11
4+ Assists	5	28
3+ Steals	1	11
Pac-12 Player of the Week	-	3

SEASON/CAREER HIGHS**Points**

Season 27 vs. DePaul (Dec. 22)
Career 27 twice

FGM

Season 8 San Francisco (Dec. 3)
Career 10 Murray State (Nov. 18, 2012)

FGA

Season 19 twice
Career 19 twice

Rebounds

Season 6 vs. DePaul (Dec. 22)
Career 9 at USC (Jan. 26, 2012)

O-Rebs

Season 2 at Georgia (Dec. 7)
Career 4 at USC (Jan. 26, 2012)

D-Rebs

Season 6 vs. DePaul (Dec. 22)
Career 7 twice

3-Pt. FGs

Season 5 twice
Career 5 three times

3-PT. FGA

Season 9 Northern Colorado (Dec. 13)
Career 10 vs. Illinois (Mar. 22, 2013)

FT

Season 14 vs. DePaul (Dec. 22)
Career 14 vs. DePaul (Dec. 22)

FTA

Season 14 vs. DePaul (Dec. 22)
Career 14 twice

Assists

Season 7 twice
Career 12 at UCLA (Feb. 13)

Steals

Season 3 twice
Career 5 at Arizona State (Jan. 25, 2014)

Blocks

Season 1 UCLA (Jan. 2)
Career 1 four times

Minutes

Season 34 UCLA (Jan. 2)
Career 45 Texas Southern (Nov. 27, 2012)

CAREER STATISTICS

Year	GP-GS	Min	FG-FGA	Pct	3PT-A	Pct	FT-FTA	Pct	O	D	Reb	Avg	Ast	To	PF-FO	Stl	Blk	Pts	Avg
2014-15	14-12	369	73-180	.406	25- 63	.397	50- 61	.820	7	41	48	3.4	46	32	23-0	16	1	221	15.8
2013-14	35-35	1068	166-427	.389	37-136	.272	112-137	.818	20	111	131	3.7	116	88	62-0	45	2	481	13.7
2012-13	33-33	1050	152-418	.364	49-157	.312	57- 81	.704	17	99	116	3.5	71	69	64-2	40	0	410	12.4
2011-12	35- 1	754	104-259	.402	29- 78	.372	80-105	.762	20	76	96	2.7	49	60	61-1	26	1	317	9.1
Total	117-81	3241	495-1284	.386	140-434	.323	299-384	.779	64	327	391	3.3	282	249	210-3	127	4	1429	12.2

2014-15 Game-by-Game (senior)

Game	GS	Min	FGs	3FGs	FTs	O-D-R	Pf	A	To	BL	ST	Pts
DREXEL	-	21	2-14	0-6	3-4	0-5-5	1	3	0	0	2	7
AUBURN	*	23	3-8	1-3	2-3	1-3-4	2	2	2	0	2	9
at Wyoming	*	21	2-9	1-4	3-3	0-1-1	2	0	3	0	0	8
AIR FORCE	-	12	2-5	1-2	0-0	0-1-1	2	2	1	0	1	5
LIPSCOMB	*	26	6-13	1-2	5-6	0-4-4	0	7	3	0	0	18
USF	*	30	8-12	5-6	0-3	1-2-3	3	3	2	0	1	21
at Georgia	*	33	7-19	0-5	6-6	2-3-5	2	3	3	0	3	20
COLORADO ST	*	27	7-19	1-4	3-4	1-2-3	3	3	4	0	1	18
NO. COLO.	*	29	7-14	5-9	1-2	0-3-3	2	5	1	0	0	20
vs. DePaul	*	31	6-12	1-2	14-14	0-6-6	1	6	1	0	1	27
vs. Geo. Wash.	*	23	4-13	0-3	0-0	1-0-1	3	2	4	0	1	8
at Hawai'i	*	32	6-14	3-6	7-10	0-4-4	1	1	4	0	0	22
UCLA	*	34	6-15	4-6	4-4	0-4-4	2	2	3	1	3	20
USC	*	27	7-13	2-5	2-2	1-3-4	1	7	1	0	1	18

2013-14 Game-by-Game (junior)

Game	GS	Min	FGs	3FGs	FTs	O-D-R	Pf	A	To	BL	ST	Pts
vs. Baylor	*	36	5-16	0-4	0-0	1-3-4	2	3	0	0	2	10
UT MARTIN	*	18	2-6	0-2	2-2	1-2-3	1	2	4	0	1	6
WYOMING	*	32	4-11	2-5	4-4	0-3-3	3	0	3	0	2	14
JACKSON ST.	*	29	6-10	3-7	0-0	1-4-5	2	6	2	1	0	15
ARKANSAS ST.	*	25	2-8	1-4	2-2	0-3-3	3	4	2	0	2	7
UCSB	*	25	5-10	1-4	3-3	0-4-4	3	2	3	0	3	14
HARVARD	*	27	5-15	0-3	2-2	0-1-1	0	3	1	0	0	12
at Air Force	*	22	5-13	3-7	0-0	0-2-2	0	0	2	0	1	13
at Colorado St.	*	21	4-12	0-6	4-6	0-1-1	2	1	2	0	2	12
KANSAS	*	33	5-12	3-6	2-6	1-2-3	3	0	1	0	1	15
ELON	*	13	4-10	0-1	0-0	2-0-2	2	0	3	0	0	8
vs. Okla. State	*	37	8-15	3-7	0-0	1-1-2	2	1	2	0	1	19
GEORGIA	*	31	7-12	2-4	3-3	0-0-0	1	4	2	0	1	19
OREGON ST.	*	31	3-10	1-5	6-6	1-3-4	1	2	1	0	4	13
OREGON	*	36	8-16	1-3	10-12	1-6-7	1	4	0	0	1	27
at Wash State	*	38	2-12	1-4	13-14	0-4-4	3	3	1	0	2	18
at Washington	*	24	0-9	0-2	0-0	0-2-2	3	1	3	0	0	0
UCLA	*	29	7-11	5-7	2-5	0-4-4	4	2	4	0	0	21
USC	*	25	3-5	1-2	6-6	0-4-4	1	6	2	1	1	13
at Arizona	*	34	4-13	0-3	3-4	0-3-3	1	4	2	0	1	11
at Arizona St.	*	32	4-10	0-3	2-5	0-2-2	3	5	6	0	5	10
UTAH	*	43	5-16	1-6	7-10	2-6-8	0	7	4	0	1	18
WASH. STATE	*	33	9-12	2-3	6-8	1-3-4	2	5	3	0	3	26
WASHINGTON	*	31	6-14	2-4	6-6	0-5-5	1	7	4	0	0	20
at UCLA	*	37	6-16	2-7	2-2	0-0-0	3	12	2	0	2	16
at USC	*	34	7-16	1-4	3-3	1-7-8	2	6	6	0	2	18
ARIZONA ST	*	33	5-17	0-0	8-8	0-6-6	3	3	1	0	2	18
ARIZONA	*	31	4-14	0-3	2-4	1-3-4	0	3	2	0	1	10
at Utah	*	31	1-8	0-3	2-2	1-2-3	3	6	4	0	2	4
at Stanford	*	36	3-10	0-3	1-2	0-2-2	1	3	5	0	1	7
at California	*	39	5-13	1-5	0-0	0-7-7	3	2	3	0	0	11
vs. USC	*	37	9-17	0-1	3-3	2-5-7	1	4	1	0	0	21
vs. California	*	35	7-15	1-5	2-2	0-3-3	2	3	2	0	0	17
vs. Arizona	*	27	4-14	0-1	4-5	2-4-6	0	2	1	0	1	12
vs. Pitt	*	23	2-9	0-2	2-2	1-4-5	0	0	4	0	0	6

2012-13 Game-by-Game (sophomore)

Game	GS	Min	FGs	3FGs	FTs	O-D-R	Pf	A	To	BL	ST	Pts
WOFFORD	*	30	6-13	1-3	0-0	0-3-3	1	0	3	0	1	13
vs. Dayton	*	38	6-11	3-5	1-2	0-4-4	0	4	1	0	1	16
vs. Baylor	*	34	8-18	2-6	1-2	0-1-1	2	3	3	0	3	19
vs. Murray State	*	33	10-18	2-5	1-2	0-2-2	2	2	2	0	4	23
AIR FORCE	*	32	5-13	1-4	4-5	2-5-7	3	5	3	0	1	15
TX SOUTHERN	*	45	4-15	2-8	5-8	0-6-6	3	4	2	0	0	15
at Wyoming	*	31	2-13	2-5	0-0	1-1-2	2	2	4	0	0	6
COLORADO ST.	*	33	2-11	1-3	1-5	2-1-3	3	2	1	0	1	6
at Kansas	*	29	5-15	1-6	4-4	0-4-4	2	1	2	0	1	15
at Fresno State	*	35	4-10	2-3	4-6	0-4-4	1	1	2	0	2	14
N. ARIZONA	*	18	8-9	1-2	0-1	0-4-4	1	1	0	0	2	17
HARTFORD	*	26	8-13	3-5	0-0	1-3-4	1	2	3	0	1	19
at Arizona	*	43	5-17	4-7	4-4	0-3-3	4	5	2	0	0	18
at Arizona State	*	34	5-14	1-6	2-3	1-3-4	5	2	3	0	2	13
USC	*	31	4-12	1-4	3-3	0-2-2	1	2	4	0	1	12
UCLA	*	31	6-16	2-5	4-4	0-3-3	2	1	2	0	1	18
at Washington	*	34	3-14	0-3	3-3	1-6-7	5	3	3	0	1	9
at Washington St.*	*	37	3-11	0-2	1-3	1-6-7	1	4	2	0	1	7
STANFORD	*	26	6-9	0-2	1-2	0-4-4	4	3	1	0	3	13
CALIFORNIA	*	32	8-12	4-6	0-0	0-4-4	0	3	4	0	1	20
at Utah	*	37	3-14	0-5	2-2	2-1-3	1	1	1	0	1	8
at Oregon	*	22	3-13	1-3	1-2	0-2-2	3	0	1	0	0	8
at Oregon State	*	37	2-14	0-5	5-6	3-3-6	1	3	1	0	1	9
ARIZONA	*	32	4-11	1-4	1-2	0-1-1	0	2	1	0	3	10
ARIZONA ST.	*	37	7-13	3-7	0-0	0-3-3	1	2	3	0	0	17
UTAH	*	31	3-11	1-6	1-2	1-3-4	2	1	1	0	1	8
at Stanford	*	27	2-9	0-2	0-0	0-4-4	1	3	2	0	1	4
at California	*	29	2-11	1-5	1-2	0-2-2	1	0	1	0	1	6
OREGON	*	28	5-12	0-4	1-2	0-6-6	2	2	3	0	2	11
OREGON ST.	*	29	3-13	2-7	0-0	0-0-0	2	3	1	0	2	8
vs. Oregon St.	*	29	1-9	1-4	4-4	0-3-3	1	4	2	0	1	7
vs. Arizona	*	26	4-10	2-5	2-2	1-0-1	3	0	3	0	0	12
vs. Illinois	*	34	5-14	4-10	0-0	1-2-3	3	0	2	0	0	14

2011-12 Game-by-Game (freshman)

Game	GS	Min	FGs	3FGs	FTs	O-D-R	Pf	A	To	BL	ST	Pts	
FORT LEWIS	-	20	3-8	0-0	3-3	0-4-4	1	2	3	0	1	9	
vs. Wichita State	*	12	1-2	1-1	2-4	0-2-2	4	1	3	0	2	5	
vs. Maryland	-	21	4-6	0-0	0-2	0-3-3	5	4	2	0	4	8	
vs. W. Michigan	-	26	3-8	0-2	5-6	0-2-2	3	4	1	0	0	11	
at Air Force	-	30	3-7	3-4	2-4	1-4-5	1	0	2	0	0	11	
GEORGIA	-	23	4-6	0-1	6-8	0-4-4	1	3	0	0	0	14	
at Colorado State	-	23	2-9	0-2	2-3	1-2-3	1	1	3	0	1	6	
FRESNO STATE	-	16	0-2	0-0	0-0	0-1-1	2	2	3	0	0	0	
WYOMING	-	24	3-8	1-4	2-4	0-1-1	2	1	2	0	1	9	
CSU BAKERSFIELD	-	21	2-6	0-1	2-2	0-2-2	2	0	1	0	1	6	
TEXAS SOUTHERN	did not play (flu)												
NEW ORLEANS	-	23	5-11	1-3	2-2	1-5-6	1	3	1	0	2	13	
UTAH	-	19	4-9	4-7	2-2	0-1-1	2	2	1	0	0	14	
WASHINGTON	-	23	4-8	3-5	1-2	0-4-4	0	0	1	0	0	12	
WASHINGTON ST	-	25	2-6	0-2	1-1	0-4-4	2	4	2	0	1	5	
at California	-	21	1-3	0-1	1-2	0-4-4	4	1	4	0	0	3	
at Stanford	-	19	1-5	0-3	0-0	0-0-0	1	0	1	0	0	2	
ARIZONA STATE	-	18	4-6	0-1	3-3	0-1-1	3	1	3	0	0	11	
ARIZONA	-	18	2-6	1-4	4-6	0-1-1	1	1	0	0	0	9	
at USC	-	25	4-10	3-7	2-2	4-5-9	1	1	3	0	1	13	
at UCLA	-	21	6-10	1-1	0-0	1-0-1	1	1	0	0	0	13	
OREGON STATE	-	20	4-10	0-2	7-7	1-6-7	0	3	0	0	2	15	
OREGON	-	26	5-8	0-1	7-8	0-4-4	4	2	3	0			



WESLEY GORDON #1

Redshirt-Sophomore • Forward

6'9" • 240 • 1L

Colorado Springs, Colo.
(Sierra HS)

2014-15 Game-by-Game (RS-sophomore)

Game	GS	Min	FGs	3FGs	FTs	O-D-R	Pf	A	To	BLST	Pts
DREXEL	-	20	2-2	0-0	5-6	0-4-4	2	0	0	0	9
AUBURN	*	28	8-11	0-0	0-0	5-7-12	1	1	0	1	16
at Wyoming	*	24	1-3	0-0	0-2	0-5-5	2	1	0	0	2
AIR FORCE	-	21	1-3	0-1	2-4	2-1-3	1	0	2	3	4
LIPSCOMB	*	24	2-3	0-0	2-2	3-6-9	2	1	1	3	6
USF	*	24	3-8	0-2	0-0	1-1-2	1	0	1	2	6
at Georgia	*	27	2-3	0-0	0-2	4-2-6	3	0	2	1	4
COLORADO ST	*	32	3-3	0-0	1-1	5-6-11	3	0	0	2	7
NO. COLO	*	28	4-5	1-1	4-5	3-3-6	2	2	1	1	13
vs. DePaul	*	30	3-3	0-0	5-6	1-4-5	2	2	0	0	11
vs. Geo. Wash.	*	27	3-8	0-0	4-4	3-4-7	2	0	0	0	10
at Hawai'i	*	31	1-3	0-0	0-0	3-3-6	2	1	1	1	2
UCLA	*	31	2-6	0-0	7-8	2-12-14	1	1	4	7	11
USC	*	24	2-3	0-0	2-2	2-7-9	1	3	1	2	6

2013-14 Game-by-Game (redshirt-freshman)

Game	GS	Min	FGs	3FGs	FTs	O-D-R	Pf	A	To	BL	ST	Pts
vs. Baylor	*	27	4-6	0-2	1-2	3-5-8	2	1	0	0	0	9
UT MARTIN	*	25	6-7	0-0	1-2	2-6-8	2	2	2	2	0	13
WYOMING	*	33	2-5	0-0	2-2	0-2-2	1	2	3	0	1	6
JACKSON ST.	*	24	2-2	0-0	6-11	0-3-3	3	3	0	2	0	10
ARKANSAS ST.	*	24	2-7	0-0	5-7	2-6-8	2	1	1	2	0	9
UCSB	*	21	3-4	0-0	3-6	5-1-6	1	0	0	0	0	9
HARVARD	*	29	2-6	0-0	1-2	4-7-11	1	2	4	3	0	5
at Air Force	*	24	1-4	0-0	4-8	3-0-3	1	2	0	2	0	6
at Colorado St.	*	28	0-3	0-0	1-2	1-7-8	1	1	3	1	2	1
vs. Okla. State	*	22	1-4	0-0	0-0	1-5-6	3	0	3	0	1	2
GEORGIA	*	26	3-3	0-0	4-4	2-4-6	2	1	2	1	1	10
OREGON ST.	*	20	2-4	0-0	1-2	2-0-2	3	0	0	2	0	5
OREGON	*	27	2-5	0-1	0-0	4-3-7	1	1	4	2	0	4
at Wash. State	*	28	2-5	0-0	1-2	3-3-6	1	0	3	1	0	5
at Washington	*	27	5-7	0-0	1-2	7-6-13	1	0	2	4	0	11
UCLA	*	27	0-3	0-0	2-4	2-4-6	3	1	3	1	2	2
USC	*	22	2-3	1-2	0-0	4-4-8	1	2	2	5	1	5
at Arizona	*	24	0-6	0-0	0-0	3-3-6	1	0	2	2	0	0
at Arizona St.	*	29	3-5	1-1	0-1	2-4-6	1	1	0	1	0	7
UTAH	*	36	5-9	1-2	1-2	3-3-6	0	0	1	0	0	12
WASH STATE	*	31	2-8	0-1	4-4	4-6-10	1	1	1	4	0	8
at USC	-	11	0-0	0-0	0-0	0-2-2	2	1	0	0	1	0
ARIZONA ST	-	18	3-3	0-0	0-1	2-3-5	1	2	1	1	0	6
ARIZONA	-	13	1-1	0-0	2-2	2-2-4	4	0	0	0	0	4
at Utah	-	23	2-6	0-0	1-2	2-1-3	3	1	1	1	1	5
at Stanford	*	24	1-1	0-0	0-0	2-3-5	3	0	1	1	1	2
at California	*	37	4-10	0-1	0-0	4-7-11	4	2	3	0	1	8
vs. USC	*	30	4-6	0-0	0-0	2-4-6	2	1	2	1	1	8
vs. California	*	33	1-3	0-0	0-1	3-3-6	1	0	2	2	0	2
vs. Arizona	*	14	0-1	0-0	2-2	0-2-2	3	0	1	0	0	2
vs. Pitt	*	22	2-4	1-1	1-2	2-1-3	0	1	2	0	0	6

CAREER STATISTICS

Year	GP-GS	Min	FG-FGA	Pct	3PT-A	Pct	FT-FTA	Pct	O	D	Reb	Avg	Ast	To	PF-FO	Stl	Blk	Pts	Avg
2014-15	14-12	372	37-64	.578	1-4	.250	32-42	.762	34	65	99	7.1	12	13	25-0	3	23	107	7.6
2013-14	31-27	779	67-141	.475	4-11	.364	44-73	.603	76	110	186	6.0	29	49	55-0	13	41	182	5.9
2012-13	redshirt year - did not play																		
Total	45-39	1151	104-205	.507	5-15	.357	76-115	.652	110	175	285	6.3	41	62	80-0	16	65	289	6.4

MISC.	'14-15 CAREER	
Double-Figure Scoring	5	10
5+ Points	9	30
10+ Rebounds	3	7
Double-Doubles	2	3
Led CU in Scoring	1	1
Led CU in Rebounds	4	12
Led CU in Assists	-	3
Led CU in Steals	1	6
Led CU in Blocks	6	22
5+ Rebounds	11	33
2+ Assists	3	11
2+ Steals	-	2
2+ Blocks	6	18
4+ Blocks	1	4

SEASON/CAREER HIGHS

Points	Season	16	Auburn (Nov. 17)
Career	16	Auburn (Nov. 17)	
FGM	Season	8	Auburn (Nov. 17)
Career	8	Auburn (Nov. 17)	
FGA	Season	11	Auburn (Nov. 17)
Career	11	Auburn (Nov. 17)	
Rebounds	Season	14	UCLA (Jan. 2)
Career	14	UCLA (Jan. 2)	
O-Rebs	Season	5	twice
Career	7	at Washington (Jan. 12, 2014)	
D-Rebs	Season	12	UCLA (Jan. 2)
Career	12	UCLA (Jan. 2)	
3-Pt. FGs	Season	1	Northern Colorado (Dec. 13)
Career	1	five times	
3-Pt. FGA	Season	2	San Francisco (Dec. 3)
Career	2	four times	
FT	Season	7	UCLA (Jan. 2)
Career	7	UCLA (Jan. 2)	
FTA	Season	8	UCLA (Jan. 2)
Career	11	Jackson State (Nov. 16, 2013)	
Assists	Season	2	twice
Career	3	Jackson State (Nov. 16, 2013)	
Steals	Season	1	Air Force (Nov. 25)
Career	2	UCLA (Jan. 16, 2014) at Colorado St. (Dec. 3, 2013)	
Blocks	Season	7	UCLA (Jan. 2)
Career	7	UCLA (Jan. 2)	
Minutes	Season	32	Colorado St. (Dec. 10)
Career	37	at California (Mar. 8, 2014)	



XAVIER JOHNSON #2

Junior • Guard/Forward
 6'7" • 230 • 2L
 Los Angeles, Calif.
 (Mater Dei HS)

MISC.	'14-15	CAREER
Double-Figure Scoring	10	47
20+ Points	2	8
13+ Points	8	30
10+ Rebounds	-	6
Double-Doubles	-	5
Led CU in Scoring	4	12
Led CU in Rebounds	4	12
Led CU in Blocks	-	10
Led CU in Assists	1	4
Led CU in Steals	3	10
5+ Rebounds	10	45
2+ Blocks	1	3
2+ Steals	2	10

SEASON/CAREER HIGHS

Points		
Season	20	twice
Career	27	Washington (Feb. 9, 2014)
FGM		
Season	7	twice
Career	10	Washington (Feb. 9, 2014)
FGA		
Season	14	vs. DePaul (Dec. 22)
Career	16	at Stanford (Mar. 5, 2014)
Rebounds		
Season	9	Air Force (Nov. 25)
Career	15	Elon (Dec. 13, 2013)
O-Rebs		
Season	4	at Hawai'i (Dec. 25)
Career	9	Arizona State (Feb. 16, 2013)
D-Rebs		
Season	7	Air Force (Nov. 25)
Career	11	Elon (Dec. 13, 2013) California (Jan. 27, 2013)
3-Pt. FGs		
Season	2	four times
Career	4	at Arizona (Jan. 23, 2014) Arizona (Feb. 14, 2013)
3-Pt. FGA		
Season	7	vs. DePaul (Dec. 22)
Career	7	twice
FT		
Season	6	twice
Career	7	Utah (Feb. 1, 2014)
FTA		
Season	9	twice
Career	11	Washington St. (Feb. 5, 2014)
Assists		
Season	2	twice
Career	3	Elon (Dec. 13, 2013) UT Martin (Nov. 10, 2013)
Steals		
Season	3	UCLA (Jan. 2)
Career	3	four times
Blocks		
Season	2	at Georgia (Dec. 7)
Career	3	Oregon State (Mar. 9, 2013)
Minutes		
Season	35	Colorado St. (Dec. 10)
Career	43	at California (Mar. 8, 2014)

CAREER STATISTICS

Year	GP-GS	Min	FG-FGA	Pct	3PT-A	Pct	FT-FTA	Pct	O	D	Reb	Avg	Ast	To	PF-FO	Stl	Blk	Pts	Avg
2014-15	13-11	363	59-122	.484	18-44	.409	43-58	.741	17	57	74	5.7	9	25	28-0	9	4	179	13.8
2013-14	33-33	994	136-293	.464	37-102	.363	87-142	.613	57	137	194	5.9	27	58	67-3	25	10	396	12.0
2012-13	33-18	792	105-204	.515	25-57	.439	60-107	.561	56	103	159	4.8	12	58	96-4	9	15	295	8.9
Total	79-62	2149	300-619	.485	80-203	.394	190-307	.619	130	297	427	5.4	48	141	191-7	43	29	870	11.0

22-22-22

2014-15 Game-by-Game (junior)

Game	GS	Min	FGs	3FGs	FTs	O-D-R	Pf	A	To	BL	ST	Pts
DREXEL	-	19	2-5	2-2	2-2	0-1-1	3	0	3	0	0	8
AUBURN	*	28	5-10	1-3	6-9	0-5-5	1	2	0	1	1	17
at Wyoming	*	23	3-10	1-4	2-2	0-2-2	0	2	3	0	1	9
AIR FORCE	*	26	5-11	0-2	5-5	2-7-9	4	1	2	1	2	15
LIPSCOMB	*	28	2-5	2-3	4-6	0-5-5	3	1	0	0	0	10
USF	did not play - injured											
at Georgia	*	30	4-12	2-6	0-0	1-5-6	4	0	3	2	0	10
COLORADO ST	*	35	7-10	2-3	4-9	1-4-5	2	0	2	0	0	20
NO. COLO.	*	23	5-6	3-3	3-4	2-6-8	3	1	1	0	1	16
vs. DePaul	*	27	6-14	2-7	6-6	1-6-7	2	0	3	0	0	20
vs. Geo. Wash.	*	34	3-6	0-1	2-3	3-4-7	1	0	2	0	0	8
at Hawai'i	*	31	5-13	1-5	4-4	4-4-8	2	1	2	0	1	15
UCLA	*	34	5-10	1-2	3-4	2-4-6	0	0	3	0	3	14
USC	*	25	7-10	1-2	2-4	1-4-5	3	1	1	0	0	17

2013-14 Game-by-Game (sophomore)

Game	GS	Min	FGs	3FGs	FTs	O-D-R	Pf	A	To	BL	ST	Pts
vs. Baylor	*	17	4-9	0-2	0-3	1-2-3	5	0	0	0	3	8
UT MARTIN	*	25	3-5	1-2	5-5	0-4-4	2	3	1	0	1	12
WYOMING	*	31	4-6	0-1	5-9	1-4-5	2	0	1	1	1	13
UCSB	*	29	3-5	0-2	3-4	0-5-5	1	2	3	0	3	9
HARVARD	*	28	4-7	3-4	0-0	1-5-6	1	1	2	0	1	11
at Air Force	*	23	5-6	0-1	1-1	3-5-8	1	2	0	0	0	11
at Colorado St.	*	18	0-4	0-2	0-0	2-1-3	5	0	3	1	1	0
KANSAS	*	33	4-9	1-2	5-8	2-4-6	0	0	1	0	3	14
ELON	*	31	3-6	2-3	4-8	4-11-15	1	3	2	1	0	12
vs. Okla State	*	27	1-5	0-3	1-2	1-4-5	3	0	3	0	0	3
GEORGIA	*	26	5-10	3-6	0-0	1-3-4	2	1	2	0	1	13
OREGON ST.	*	33	3-10	0-3	3-5	2-7-9	1	0	1	1	0	9
OREGON	*	29	6-10	0-1	3-3	3-4-7	3	0	5	0	0	15
at Wash. State	*	34	4-8	0-1	6-10	1-2-3	3	1	0	0	0	14
at Washington	*	30	3-6	1-2	1-2	3-3-6	2	1	3	1	0	8
UCLA	*	33	1-6	0-2	0-0	2-6-8	0	1	1	1	1	2
USC	*	23	4-9	1-1	1-1	0-1-1	0	0	0	1	0	10
at Arizona	*	34	7-12	4-5	3-3	1-1-2	3	0	3	0	0	21
at Arizona St.	*	35	4-9	1-4	3-8	1-4-5	2	1	5	1	2	12
UTAH	*	37	2-6	0-2	7-10	4-6-10	3	2	2	0	2	11
WASH STATE	*	33	7-14	1-5	5-11	2-7-9	2	0	3	1	2	20
WASHINGTON	*	31	10-14	3-3	4-4	4-6-10	1	2	1	0	1	27
at UCLA	*	36	5-12	2-7	2-4	1-8-9	1	0	0	1	0	14
at USC	*	25	6-11	3-5	5-6	1-3-4	5	1	0	0	0	20
ARIZONA ST	*	34	3-13	0-5	5-9	4-2-6	2	0	0	0	0	11
ARIZONA	*	29	1-10	0-3	3-4	1-5-6	2	0	1	0	0	5
at Utah	*	24	4-8	1-3	1-1	0-4-4	4	2	4	0	2	10
at Stanford	*	37	5-16	0-5	4-6	3-2-5	3	2	2	0	1	14
at California	*	43	8-15	3-4	5-6	3-3-6	1	0	0	0	0	24
vs. USC	*	32	4-6	2-2	1-5	0-3-3	0	0	2	0	0	11
vs. California	*	29	4-7	2-4	0-0	2-6-8	0	1	1	0	0	10
vs. Arizona	*	32	4-11	2-3	1-3	2-3-5	3	0	2	0	0	11
vs. Pitt	*	33	5-8	1-4	0-1	1-3-4	3	1	4	0	0	11

2012-13 Game-by-Game (freshman)

Game	GS	Min	FGs	3FGs	FTs	O-D-R	Pf	A	To	BL	ST	Pts
WOFFORD	-	24	1-2	0-1	3-4	2-6-8	1	1	2	0	0	5
vs. Dayton	-	26	5-9	2-4	3-4	0-3-3	5	1	1	2	1	15
vs. Baylor	-	23	3-6	0-0	1-4	2-4-6	3	1	5	1	0	7
vs. Murray State	-	12	1-1	0-0	0-1	1-0-1	2	0	1	0	0	2
AIR FORCE	-	10	3-4	1-2	0-0	0-1-1	4	0	1	0	0	7
TX SOUTHERN	-	23	2-4	0-0	2-4	2-3-5	4	0	2	1	0	6
at Wyoming	-	22	2-4	0-1	2-2	1-2-3	4	0	3	0	0	6
COLORADO ST.	-	16	2-3	0-1	1-4	0-2-2	1	0	0	1	0	5
at Kansas	-	18	0-4	0-1	1-4	1-3-4	5	0	1	0	0	1
at Fresno State	-	8	0-0	0-0	1-2	0-4-4	4	0	3	1	0	1
N. ARIZONA	-	23	6-7	3-3	2-3	1-3-4	1	1	2	0	0	17
HARTFORD	-	18	1-6	0-1	2-2	2-0-2	2	1	2	0	0	4
at Arizona	*	38	4-8	2-4	3-6	2-4-6	3	1	0	0	2	13
at Arizona State	-	14	2-6	0-1	0-0	2-2-4	5	0	2	0	0	4
USC	*	23	2-7	0-2	3-6	1-2-3	3	1	0	1	0	7
UCLA	*	22	2-5	1-3	3-5	1-1-2	2	0	2	0	0	8
at Washington	*	29	4-10	0-0	1-2	3-1-4	4	0	3	1	0	9
at Washington St.	-	20	5-7	0-2	4-6	1-3-4	1	0	2	0	1	14
STANFORD	*	24	5-8	1-2	0-0	1-2-3	4	0	2	0	0	11
CALIFORNIA	*	30	7-10	0-2	4-4	1-11-12	3	0	5	0	0	18
at Utah	*	31	3-7	0-2	0-1	3-7-10	4	1	2	1	1	6
at Oregon	*	21	3-7	2-3	0-0	0-2-2	1	1	1	0	0	8
at Oregon State	-	23	1-3	0-1	1-2	1-1-2	2	0	1	0	0	3
ARIZONA	*	27	7-9	4-5	1-2	2-7-9	3	1	2	0	0	19
ARIZONA ST.	*	36	4-9	0-1	2-4	9-5-14	2	1	4	0	1	10
UTAH	*	29	2-4	1-3	1-2	2-3-5	0	0	2	1	1	6
at Stanford	*	26	3-5	0-2	1-3	2-3-5	3	0	0	0	0	7
at California	*	36	4-14	3-4	3-6	3-4-7	2	0	0	1	0	14
OREGON	*	22	7-7	3-3	5-6	1-2-3	4	0	2	0	0	22
OREGON ST.	*	28	3-7	0-0	0-0	4-3-7	4	0	3	3	0	6
vs. Oregon St.	*	33	6-10	0-1	4-9	3-5-8	1	0	1	0	1	16
vs. Arizona	*	30	3-5	1-1	4-7	2-0-2	4	1	1	0	0	11
vs. Illinois	*	27	2-6	1-1	2-2	0-4-4	5	0	0	1	1	7



XAVIER TALTON

#3

Junior • Guard
6'2" • 185 • 2L
Sterling, Colo.
(Sterling HS)

SEASON/CAREER HIGHS

Points

Season 9 Air Force (Nov. 25)
Career 14 at USC (Feb. 16, 2014)
Utah (Feb. 1, 2014)

FGM

Season 3 twice
Career 5 three times

FGA

Season 8 Drexel (Nov. 14)
Career 8 four times

Rebounds

Season 5 Auburn (Nov. 17)
Career 7 at USC (Feb. 16, 2014)

O-Rebs

Season 1 twice
Career 3 Harvard (Nov. 24, 2013)

D-Rebs

Season 4 twice
Career 6 at USC (Feb. 16, 2014)

3-Pt. FGs

Season 3 Air Force (Nov. 25)
Career 4 Utah (Feb. 1, 2014)

3-Pt. FGA

Season 6 Lipscomb (Nov. 30)
Career 6 Lipscomb (Nov. 30)

FT

Season 3 Lipscomb (Nov. 30)
Career 4 twice

FTA

Season 4 Lipscomb (Nov. 30)
Career 7 at USC (Feb. 16, 2014)

Assists

Season 5 USC (Jan. 4)
Career 5 twice

Steals

Season 3 Air Force (Nov. 25)
Career 3 Air Force (Nov. 25)

Blocks

Season 1 twice
Career 2 Utah (Feb. 1, 2014)

Minutes

Season 29 at Wyoming (Nov. 22)
Career 35 vs. California (Mar. 13, 2014)

MISC.	'14-15	CAREER
Double-Figure Scoring	-	5
4+ Points	4	27
3+ Rebounds	3	17
Led CU in Scoring	-	-
Led CU in Rebounds	-	-
Led CU in Blocks	-	3
Led CU in Assists	1	9
Led CU in Steals	3	11
2+ Assists	6	24
2+ Steals	3	9
2+ Blocks	-	1

CAREER STATISTICS

Year	GP-GS	Min	FG-FGA	Pct	3PT-A	Pct	FT-FTA	Pct	O	D	Reb	Avg	Ast	To	PF-FO	Stl	Blk	Pts	Avg
2014-15	14- 9	330	15- 52	.288	10-26	.385	5-7	.714	2	23	25	1.8	25	20	25-1	12	2	45	3.2
2013-14	35-13	724	58-143	.406	28-75	.373	26-39	.667	11	65	76	2.2	55	47	63-1	20	6	170	4.9
2012-13	32- 0	234	19- 39	.487	6-12	.500	4- 9	.444	3	19	22	0.7	15	16	17-0	7	0	48	1.5
Total	81-22	1288	92-234	.393	44-113	.389	35-55	.636	16	107	123	1.5	95	83	105-1	39	8	263	3.3

24-24-24

2014-15 Game-by-Game (junior)

Game	GS	Min	FGs	3FGs	FTs	O-D-R	Pf	A	To	BL	ST	Pts
DREXEL	*	28	3-8	1-2	1-1	0-4-4	0	2	1	0	2	8
AUBURN	*	28	2-4	1-2	1-2	0-5-5	2	4	2	1	1	6
at Wyoming	*	29	0-4	0-1	0-0	0-1-1	2	1	1	0	0	0
AIR FORCE	*	28	3-5	3-3	0-0	0-2-2	3	1	2	0	3	9
LIPSCOMB	*	28	1-6	1-6	3-4	0-0-0	2	2	1	1	0	6
USF	*	27	2-2	2-2	0-0	0-0-0	2	3	1	0	0	6
at Georgia	*	25	0-4	0-2	0-0	1-1-2	3	1	0	0	2	0
COLORADO ST	*	24	1-4	1-1	0-0	0-2-2	5	1	2	0	0	3
NO. COLO.	*	26	1-2	1-2	0-0	0-1-1	1	3	2	0	2	3
vs. DePaul	-	16	0-0	0-0	0-0	0-4-4	1	1	3	0	0	0
vs. Geo. Wash.	-	17	1-6	0-3	0-0	0-1-1	1	0	1	0	0	2
at Hawai'i	-	13	0-1	0-1	0-0	0-0-0	3	0	2	0	0	0

2013-14 Game-by-Game (sophomore)

Game	GS	Min	FGs	3FGs	FTs	O-D-R	Pf	A	To	BL	ST	Pts
vs. Baylor	-	6	0-1	0-1	0-0	0-0-0	2	0	1	0	0	0
UT MARTIN	-	11	0-2	0-1	2-2	0-1-1	3	1	1	0	1	2
WYOMING	-	16	0-2	0-1	1-2	0-1-1	1	0	0	0	0	1
JACKSON ST.	-	25	5-6	3-4	0-0	0-1-1	1	3	2	0	1	13
ARKANSAS ST.	-	16	2-5	1-3	0-0	0-1-1	2	1	1	0	0	5
UCSB	-	17	0-4	0-2	0-0	0-1-1	2	4	1	0	1	0
HARVARD	-	18	3-5	1-2	2-3	3-2-5	1	2	3	0	0	9
at Air Force	-	16	0-2	0-1	2-2	1-1-2	3	4	0	0	1	2
at Colorado St.	-	18	2-5	0-1	0-0	0-1-1	2	2	0	0	0	4
KANSAS	-	9	0-3	0-2	0-0	0-1-1	0	0	0	0	0	0
ELON	-	24	4-5	1-1	0-0	2-4-6	3	2	1	1	2	9
vs. Okla. State	-	10	1-3	0-0	0-0	0-0-0	1	0	1	0	0	2
GEORGIA	-	9	0-3	0-2	0-0	0-1-1	1	0	0	0	0	0
OREGON ST.	-	13	1-2	0-1	0-0	2-0-2	1	1	0	0	1	2
OREGON	-	11	2-2	0-0	4-6	0-0-0	4	0	1	0	0	8
at Wash. State	-	16	1-3	1-2	0-0	0-4-4	0	2	0	0	1	3
at Washington	-	17	0-5	0-2	0-0	0-1-1	0	1	4	0	2	0
UCLA	-	24	2-7	0-4	1-2	1-1-2	2	4	3	0	0	5
USC	-	18	1-3	0-2	0-0	0-2-2	2	3	0	0	1	2
at Arizona	-	16	1-1	0-0	2-2	0-0-0	1	1	5	0	0	4
at Arizona St.	-	16	0-1	0-1	0-0	0-2-2	2	3	0	1	1	0
UTAH	-	22	5-8	4-5	0-0	0-3-3	2	1	1	2	1	14
WASH STATE	*	14	1-2	1-2	0-0	0-0-0	4	1	0	0	0	3
WASHINGTON	*	29	3-5	2-2	1-2	0-3-3	0	3	3	0	0	9
at UCLA	*	29	3-6	3-5	1-2	0-2-2	1	0	4	0	2	10
at USC	*	32	4-5	2-3	4-7	1-6-7	3	3	0	0	0	14
ARIZONA ST	*	27	0-1	0-0	0-0	0-4-4	5	5	3	1	0	0
ARIZONA	*	31	1-3	0-1	2-3	0-4-4	0	1	1	1	0	4
at Utah	*	28	1-8	0-3	1-2	1-1-2	0	1	1	0	0	3
at Stanford	*	30	3-6	2-4	1-2	0-5-5	2	1	0	0	2	9
at California	*	30	2-5	1-2	0-0	0-2-2	3	2	1	0	0	5
vs. USC	*	32	2-4	0-2	0-0	0-3-3	2	0	2	0	1	4
vs. California	*	35	5-8	3-5	0-0	0-3-3	2	1	1	0	1	13
vs. Arizona	*	34	2-6	2-4	2-2	0-3-3	2	2	1	0	1	8
vs. Pitt	*	25	1-6	1-4	0-0	0-1-1	3	0	3	0	0	3

2012-13 Game-by-Game (freshman)

Game	GS	Min	FGs	3FGs	FTs	O-D-R	Pf	A	To	BL	ST	Pts
WOFFORD	-	10	0-3	0-1	2-3	0-1-1	2	0	0	0	1	2
vs. Dayton	-	3	0-0	0-0	0-0	0-0-0	0	0	1	0	0	0
vs. Baylor	-	2	0-0	0-0	0-0	0-1-1	0	0	0	0	0	0
vs. Murray State	-	4	0-0	0-0	0-0	0-0-0	0	0	0	0	0	0
AIR FORCE	-	9	1-3	0-0	0-0	0-3-3	0	0	0	0	0	2
TX SOUTHERN	-	8	1-1	0-0	0-0	0-1-1	0	0	0	0	0	2
at Wyoming	-	9	3-3	1-1	0-0	1-0-1	3	0	1	0	0	7
COLORADO ST.	-	5	0-0	0-0	0-0	0-0-0	0	1	0	0	0	0
at Kansas	-	19	2-4	0-1	0-0	1-0-1	2	3	1	0	2	4
at Fresno State	-	8	0-1	0-0	0-0	0-0-0	0	0	1	0	0	0
N. ARIZONA	-	20	2-4	2-3	0-0	1-1-2	2	2	2	0	0	6
HARTFORD	-	14	0-1	0-1	1-3	0-1-1	1	0	2	0	0	1
at Arizona	-	3	0-0	0-0	0-0	0-0-0	0	0	0	0	0	0
at Arizona State	-	4	0-0	0-0	0-0	0-0-0	2	0	1	0	0	0
USC	-	7	1-2	0-0	0-0	0-0-0	0	1	0	0	0	2
at Washington	-	1	0-0	0-0	0-0	0-0-0	0	0	1	0	0	0
at Washington St.	-	2	0-0	0-0	0-0	0-0-0	0	0	0	0	0	0
STANFORD	-	1	0-0	0-0	0-0	0-1-1	0	0	0	0	0	0
CALIFORNIA	-	1	0-0	0-0	0-0	0-0-0	0	0	0	0	0	0
at Utah	-	8	1-1	0-0	0-1	0-0-0	1	0	0	0	0	2
at Oregon	-	10	1-1	0-0	0-0	0-1-1	0	2	0	0	0	2
at Oregon State	-	5	0-0	0-0	0-0	0-0-0	0	0	1	0	0	0
ARIZONA	-	7	2-2	1-1	1-2	0-0-0	0	0	2	0	2	6
ARIZONA ST.	-	9	1-1	1-1	0-0	0-1-1	0	1	0	0	1	3
UTAH	-	11	0-0	0-0	0-0	0-1-1	0	1	2	0	0	0
at Stanford	-	8	0-1	0-1	0-0	0-0-0	0	0	0	0	0	0
at California	-	3	0-0	0-0	0-0	0-0-0	0	0	0	0	0	0
OREGON	-	14	1-3	1-1	0-0	0-0-0	0	1	0	0	0	3
OREGON ST.	-	12	1-3	0-1	0-0	0-2-2	0	1	1	0	0	2
vs. Oregon St.	-	4	0-2	0-0	0-0	0-1-1	1	0	0	0	1	0
vs. Arizona	-	10	2-3	0-0	0-0	0-4-4	2	2	0	0	0	4
vs. Illinois	-	3	0-0	0-0	0-0	0-0-0	1	0	0	0	0	0

**ELI STALZER**

#5

Junior • Guard

6'4" • 195 • 2L

Brea, Calif.

(Mater Dei HS)

2014-15 Game-by-Game (junior)

Game	GS	Min	FGs	3FGs	FTs	O-D-R	Pf	A	To	BL	ST	Pts
DREXEL	-	8	0-2	0-1	0-0	0-2-2	0	0	3	0	0	0
AUBURN	-	4	1-1	0-0	0-0	0-0-0	1	0	0	0	0	2
at Wyoming	-	6	0-0	0-0	0-0	0-0-0	0	0	0	0	1	0
AIR FORCE	-	2	0-1	0-1	0-0	0-0-0	0	0	0	0	0	0
USF	-	3	1-1	0-0	0-1	1-0-1	1	0	0	0	0	2
COLORADO ST	-	2	0-0	0-0	0-0	0-0-0	0	0	0	0	0	0
NO. COLO.	-	6	0-0	0-0	0-0	0-1-1	0	0	0	0	0	0
USC	-	7	0-1	0-1	0-0	0-2-2	0	0	0	0	0	0

2013-14 Game-by-Game (sophomore)

Game	GS	Min	FGs	3FGs	FTs	O-D-R	Pf	A	To	BL	ST	Pts
UT MARTIN	-	6	0-0	0-0	1-2	1-0-1	1	1	1	0	1	1
WYOMING	-	2	0-1	0-1	0-0	0-0-0	0	0	0	0	0	0
JACKSON ST.	-	6	0-2	0-1	2-2	0-0-0	0	0	0	0	0	2
ARKANSAS ST.	-	6	0-0	0-0	0-0	0-0-0	0	0	1	0	1	0
at Air Force	-	5	0-0	0-0	0-0	0-0-0	0	1	0	0	0	0
at Colorado St.	-	1	0-0	0-0	0-0	0-0-0	0	0	0	0	0	0
GEORGIA	-	1	0-0	0-0	0-0	0-0-0	0	0	1	0	0	0
OREGON	-	0+	0-0	0-0	0-0	0-0-0	1	0	0	0	0	0
at Washington	-	10	1-3	0-1	0-0	1-1-2	1	1	1	0	0	2
UCLA	-	12	1-3	0-1	0-0	0-2-2	2	0	1	0	0	2
USC	-	20	1-3	1-1	1-2	1-5-6	0	1	2	0	0	4
at Arizona	-	6	0-0	0-0	0-0	0-0-0	4	0	0	0	0	0
at Arizona St.	-	12	0-1	0-0	1-3	1-1-2	1	0	1	0	0	1
UTAH	-	22	2-4	0-1	0-0	0-0-0	1	1	1	0	1	4
WASH STATE	-	4	0-0	0-0	0-0	0-0-0	1	0	0	0	0	0
WASHINGTON	-	14	1-2	1-2	1-2	0-2-2	2	0	0	0	1	4
at UCLA	-	6	1-1	0-0	0-0	0-1-1	1	0	0	0	0	2
at USC	-	15	0-0	0-0	0-0	0-0-0	1	0	1	0	0	0
ARIZONA ST	-	10	1-1	0-0	0-0	0-0-0	0	0	1	0	1	2
ARIZONA	-	11	1-1	0-0	2-3	0-1-1	1	0	0	0	0	4
at Utah	-	22	3-3	2-2	0-0	1-1-2	0	1	0	0	1	8
at Stanford	-	5	1-1	1-1	2-2	0-0-0	0	0	0	0	0	5
at California	-	4	0-0	0-0	0-0	0-0-0	0	0	0	0	0	0
vs. USC	-	4	0-1	0-1	0-0	0-1-1	0	1	0	0	0	0
vs. California	-	9	0-3	0-2	1-2	1-0-1	1	0	0	0	1	1
vs. Arizona	-	5	0-1	0-0	0-0	0-0-0	0	0	0	0	0	0
vs. Pitt	-	8	0-1	0-1	0-0	0-1-1	0	1	0	0	0	0

2012-13 Game-by-Game (freshman)

Game	GS	Min	FGs	3FGs	FTs	O-D-R	Pf	A	To	BL	ST	Pts
WOFFORD	-	16	2-2	1-1	0-0	0-3-3	0	1	1	0	0	5
vs. Dayton	-	10	1-2	1-2	0-0	0-0-0	1	0	0	0	0	3
vs. Baylor	-	10	1-1	1-1	0-0	0-0-0	1	0	0	0	0	3
vs. Murray State	-	7	0-0	0-0	0-0	0-0-0	0	0	2	0	0	0
AIR FORCE	-	12	2-3	2-3	0-0	0-1-1	1	0	1	0	0	6
TX SOUTHERN	-	12	0-1	0-1	0-0	0-0-0	1	1	1	1	1	0
at Wyoming	-	19	1-3	0-1	1-1	0-4-4	1	1	0	0	0	3
COLORADO ST.	-	10	0-0	0-0	0-0	0-1-1	1	0	2	0	0	0
at Kansas	-	10	0-2	0-2	1-2	0-0-0	1	0	1	0	0	1
at Fresno State	-	5	0-0	0-0	0-0	0-0-0	1	0	1	0	0	0
N. ARIZONA	-	21	0-3	0-3	0-0	1-2-3	5	3	1	0	0	0
HARTFORD	-	13	0-2	0-0	0-0	0-1-1	2	2	3	0	3	0
at Arizona State	-	3	0-0	0-0	0-0	0-0-0	1	0	0	0	0	0
USC	-	9	1-1	1-1	0-0	0-0-0	1	0	1	0	0	3
at Washington	-	7	1-1	0-0	1-1	0-1-1	4	0	0	0	0	3
at Washington St.	-	9	0-0	0-0	2-2	0-2-2	0	0	1	0	0	2
STANFORD	-	4	0-1	0-0	1-3	0-0-0	1	0	0	0	0	1
CALIFORNIA	-	10	1-1	0-0	0-0	0-1-1	0	0	1	0	0	2
at Utah	-	7	0-0	0-0	0-0	0-0-0	0	1	1	0	0	0
at Oregon State	-	7	1-3	0-2	0-0	0-0-0	1	1	2	1	0	2
UTAH	-	6	0-2	0-2	0-0	0-0-0	0	0	0	0	1	0
at Stanford	-	2	0-0	0-0	0-0	1-0-1	0	0	0	0	0	0
OREGON	-	5	0-1	0-1	0-0	0-2-2	2	0	2	0	1	0
OREGON ST.	-	11	1-2	0-1	0-0	1-0-1	0	2	0	0	0	2
vs. Arizona	-	3	0-0	0-0	0-0	0-0-0	0	0	0	0	0	0

CAREER STATISTICS

Year	GP-GS	Min	FG-FGA	Pct	3PT-A	Pct	FT-FTA	Pct	O	D	Reb	Avg	Ast	To	PF-FO	Stl	Blk	Pts	Avg
2014-15	8-0	38	2-6	.400	0-3	.000	0-1	.000	1	3	4	0.6	1	3	1-0	1	0	4	0.5
2013-14	27-0	226	13-32	.406	5-15	.333	11-18	.611	6	16	22	0.8	8	11	18-0	7	0	42	1.6
2012-13	25-0	228	12-31	.387	6-21	.286	6-9	.667	3	18	21	0.8	12	21	25-1	6	2	36	1.4
Total	60-0	462	27-69	.391	11-39	.282	17-28	.607	10	37	47	0.8	21	35	44-1	14	2	82	1.4

SEASON/CAREER HIGHS**Points**

Season	2	twice
Career	8	at Utah (Mar. 1, 2014)

FGM

Season	1	twice
Career	3	at Utah (Mar. 1, 2014)

FGA

Season	2	Drexel (Nov. 14)
Career	4	Utah (Feb. 1, 2014)

Rebounds

Season	2	Drexel (Nov. 14)
Career	6	USC (Jan. 18, 2014)

O-Rebs

Season	1	San Francisco (Dec. 3)
Career	1	10 times

D-Rebs

Season	2	Drexel (Nov. 14)
Career	5	USC (Jan. 18, 2014)

3-Pt. FGs

Season	-	
Career	2	twice

3-Pt. FGA

Season	1	Drexel (Nov. 14)
Career	3	Northern Arizona (Dec. 21, 2012) Air Force (Nov. 25, 2012)

FT

Season	-	
Career	2	four times

FTA

Season	-	
Career	3	three times

Assists

Season	-	
Career	3	Northern Arizona (Dec. 21, 2012)

Steals

Season	1	at Wyoming (Nov. 22)
Career	3	Hartford (Dec. 29, 2012)

Blocks

Season	-	
Career	1	twice

Minutes

Season	8	Drexel (Nov. 14)
Career	22	at Utah (Mar. 1, 2014) Utah (Feb. 1, 2014)



TRE'SHAUN FLETCHER #10

Sophomore • Guard/Forward

6'7" • 210 • 1L

Tacoma, Wash.
(Lincoln HS)

MISC.	'14-15	CAREER
Double-Figure Scoring	-	-
5+ Points	5	10
Led CU in Assists	1	2
Led CU in Steals	2	3
Led CU in Blocks	-	3
3+ Rebounds	5	9
2+ Assists	2	2
2+ Steals	-	1

2014-15 Game-by-Game (sophomore)

Game	GS	Min	FGs	3FGs	FTs	O-D-R	Pf	A	To	BL	ST	Pts
DREXEL	*	20	2-5	0-1	1-2	1-2 3	1	0	0	0	0	5
AUBURN	-	15	3-5	1-2	0-0	0-5-5	2	0	2	0	0	7
at Wyoming	-	7	0-0	0-0	0-0	0-1-1	0	0	0	0	0	0
AIR FORCE	-	13	2-4	1-1	0-0	1-2-3	2	1	1	0	0	5
LIPSCOMB	-	16	3-3	1-1	0-0	0-2-2	2	2	1	0	1	7
USF	*	21	2-5	0-1	1-2	1-2-3	1	4	1	0	0	5
at Georgia	-	18	1-3	0-1	0-1	0-1-1	1	1	0	0	1	2
COLORADO ST	-	13	0-1	0-0	0-0	1-1-2	2	0	4	1	0	0
NO. COLO.	-	16	2-2	0-0	2-3	0-0-0	2	2	1	1	0	6
vs. DePaul	-	13	2-4	0-1	2-2	2-0-2	0	0	0	0	1	6
vs. Geo. Wash.	-	9	0-0	0-0	0-0	0-0-0	0	0	1	0	0	0
at Hawai'i	-	6	0-0	0-0	0-0	0-0-0	1	1	1	0	0	6
UCLA	-	15	0-2	0-0	0-0	0-4-4	1	2	2	0	0	0
USC	-	14	1-4	1-2	2-2	1-0-1	1	0	2	0	1	5

2013-14 Game-by-Game (freshman)

Game	GS	Min	FGs	3FGs	FTs	O-D-R	Pf	A	To	BL	ST	Pts
vs. Baylor	-	15	1-4	0-2	0-0	1-1-2	2	1	1	1	0	2
UT MARTIN	-	13	2-2	1-1	0-1	0-4-4	2	0	1	0	0	5
WYOMING	-	2	0-0	0-0	0-0	0-0-0	2	0	0	0	0	0
JACKSON ST.	-	5	0-0	0-0	0-0	0-0-0	4	0	1	0	0	0
ARKANSAS ST.	-	13	4-6	1-3	0-2	1-1-2	0	0	0	0	0	9
UCSB	-	7	2-3	1-2	2-2	0-1-1	1	0	1	0	0	7
HARVARD	-	16	2-3	0-1	0-0	1-0-1	1	0	0	0	0	4
at Air Force	-	10	0-2	0-2	0-0	0-0-0	4	0	1	1	0	0
at Colorado St.	-	7	1-3	0-0	0-0	3-2-5	0	0	0	0	0	2
KANSAS	-	11	2-3	1-2	2-5	2-0-2	0	0	0	0	1	7
ELON	-	14	0-1	0-1	0-0	1-2-3	2	1	2	0	2	0
vs. Okla. State	-	13	3-8	1-4	0-0	3-1-4	2	1	1	1	1	7
GEORGIA	-	13	0-3	0-2	2-2	0-1-1	0	1	0	0	0	2
OREGON ST.	did not play											
OREGON	-	5	1-2	0-1	1-1	0-1-1	0	0	0	0	0	3
at Wash. State	-	9	1-3	0-2	2-2	0-2-2	0	0	0	1	0	4
at Washington	-	10	1-3	0-2	2-2	0-1-1	2	0	1	0	0	4
injured: knee injury: missed 14 games												
vs. USC	-	3	0-1	0-1	0-0	0-0-0	1	0	0	0	0	0
vs. California	-	3	0-1	0-1	0-0	0-0-0	0	0	0	0	0	0
vs. Arizona	-	12	0-2	0-0	0-0	0-0-0	2	0	0	0	0	0
vs. Pitt	-	12	0-0	0-0	2-2	0-2-2	3	1	0	0	0	2

SEASON/CAREER HIGHS

Points		
Season	7	twice
Career	9	Arkansas State (Nov. 18, 2013)
FGM		
Season	3	twice
Career	4	Arkansas State (Nov. 18, 2013)
FGA		
Season	5	three times
Career	8	vs. Oklahoma St. (Dec. 21, 2013)
Rebounds		
Season	5	Auburn (Nov. 17)
Career	5	Auburn (Nov. 17) at Colorado State (Dec. 3, 2013)
O-Rebs		
Season	2	vs. DePaul (Dec. 23)
Career	3	vs. Oklahoma St. (Dec. 21, 2013) at Colorado State (Dec. 3, 2013)
D-Rebs		
Season	5	Auburn (Nov. 17)
Career	5	Auburn (Nov. 17)
3-Pt. FGs		
Season	1	four times
Career	1	nine times
3-Pt. FGA		
Season	2	twice
Career	4	vs. Oklahoma St. (Dec. 21, 2013)
FT		
Season	2	three times
Career	2	nine times
FTA		
Season	3	Northern Colorado (Dec. 13)
Career	5	Kansas (Dec. 7, 2013)
Assists		
Season	4	San Francisco (Dec. 3)
Career	4	San Francisco (Dec. 3)
Steals		
Season	1	four times
Career	2	Elon (Dec. 13, 2013)
Blocks		
Season	1	Colorado State (Dec. 10)
Career	1	four times
Minutes		
Season	21	San Francisco (Dec. 3)
Career	21	San Francisco (Dec. 3)

CAREER STATISTICS

Year	GP-GS	Min	FG-FGA	Pct	3PT-A	Pct	FT-FTA	Pct	O	D	Reb	Avg	Ast	To	PF-FO	Stl	Blk	Pts	Avg
2014-15	14-3	196	18-38	.474	4-10	.400	8-12	.667	7	20	27	1.9	13	16	16-0	4	1	48	3.4
2013-14	20-0	193	20-50	.400	5-27	.185	13-19	.684	12	19	31	1.6	5	9	28-0	4	4	58	2.9
Total	34-3	389	38-88	.432	9-37	.243	21-31	.677	19	39	58	1.7	18	25	44-0	8	5	106	3.1



KEVIN NELSON #12

Senior • Guard
6'2" • 190 • 1L
Albuquerque, N.M.
(Albuquerque Academy/
Missouri State University-West Plains)

2014-15 (senior): Playing in his sixth and final year of eligibility • Has not played this season (foot).

2013-14 (redshirt-senior): Played in nine games with four rebounds and three points (vs. UT Martin, Nov. 10) • Season-high four minutes and grabbed three rebounds at Air Force (Nov. 30) • Shot 50 percent from the field (1-of-2).

2012-13 (redshirt-junior): Missed the entire season with a broken right ankle • Two years of eligibility remaining.

Missouri State University West Plains (2010-12): Played and started all 30 games at the point-guard position in 2011-12 • Led the Grizzlies in assists and helped the team to a 21-10 record during the 2011-12 campaign • Second place finish during the Region 16 regular season • Member of the 2010-11 team that reached the pinnacle of NJCAA competitive success with a 31-4 record, the best in school history • Grizzlies held the NJCAA Poll #1 ranking for five consecutive weeks and finished #1 unanimously in the final two polls • Missouri State-West Plains competes in NJCAA Division I athletics.

Academics: College major is business with an emphasis in finance.

Personal: Born August 11, 1990 • Son of Ron and Sheila Nelson • Has an older sister, Molly, a 2011 graduate of Bates College • Father played college basketball at New Mexico (1966-68), in addition was a Helms All-American for the Lobos following his senior season of 1967-68; also played professionally in the ABA.



BRETT BRADY #22

Junior • Guard
6'1" • 160 • 2L
Highlands Ranch, Colo.
(Highlands Ranch HS)

2014-15 (junior): Second year as a walk-on on the active roster • Played in three games.

2013-14 (sophomore): Appeared in four games with a pair of three-pointers with six points • Walk-on student-athlete • Scored three points against UT Martin (Nov. 10) and three points and one rebound versus Arkansas State (Nov. 18) • Went 2-for-4 from the field, all from the 3-point arc • Collected an assist at Air Force (Nov. 3).

2013-14 (freshman): Was a practice player with the Buffs.

Highlands Ranch HS: Three-year letterman in basketball • All-Conference first team • Led state of Colorado in made three-pointers as a senior • Recorded the most three-pointers in a single game (8).

Academics: College major is applied mathematics.

Personal: Born August 15, 1994 in Highlands Ranch, Colo. • Son of Bill and Carolyn Brady • Has six siblings.



JOSH REPINE #33

Freshman • Guard
6'3" • 180
Englewood, Colo. (Kent Denver HS/
New Hampton Prep [N.H.])

2014-15: Played in three games.

New Hampton Prep [N.H.]: Member of the New England Prep School (NEPSAC) AAA Athletic Conference runner-up basketball championship team (scored 14 points in title game) that finished the season 22-8.

Kent Denver HS: Four-sport athlete (basketball, baseball, golf, soccer) • Two (3A) basketball state championship runner-up teams junior and senior years • Four (3A) golf state championship teams • As a senior, was a member of runner-up soccer championship team and member of final eight state (3A) baseball championship team • In basketball, was a (3A) all-state basketball first team selection and all-state tournament team selection • Co-Captain and leading scorer averaging 15 points per game; also led in 3-point shooting (45%) and leading team to 25-2 record.

Personal: Born Joshua Edward Repine on Feb. 17, 1995 in Englewood, Colo. • Son of John and Karen Repine • Both parents are doctors (Father, physician-scientist-teacher; Mother, physician-ophthalmologist) • Youngest of three siblings (Jonathan and Kelsey are both University of Notre Dame graduates).



GEOFF BATES #35

Senior • Guard
6'2" • 200 • 2L
Plano, Texas
(Plano West HS)

2014-15 (senior): Second year as a walk-on on the active roster • Played in three games. **2013-14 (junior):** Injured all season (hip). **2012-13 (junior-transfer):** Was a walk-on during the 2012-13 season • Injured and did not play after having hip surgery.

Plano West HS: Lettered two years in basketball • Member of top five 5A ranked team in Texas and ranked 37th nationally as a senior (team went 33-9) • Helped his team to district championships his sophomore, junior and senior years.

Academics: College major is political science • Also interested in history.


Personal: Born March 20, 1990 in Whittier, Calif. • Son of Daniel Gates and Yvette Bates • Two uncles played college quarterback: Chris Willis at Connecticut and Jeff Willis at San Diego State.



JOSH FORTUNE #44

Junior-Transfer • Guard
6'5" • 205
Hampton, Va.
(Kecoughtan HS/Providence College)

2014-15 (RS-Junior): Transfer from Providence College • Per NCAA transfer rules, Fortune will sit out the 2014-15 season • Selected the Buffaloes over LSU and Valparaiso • Will have two years of eligibility remaining with the Buffaloes • Coach Boyle says: "We're extremely excited about Josh and what he brings to our program. "He's a guy who is battle tested in the BIG EAST for two years, played a lot minutes and played in a lot of big games. To bring a player like that into your program, only helps us. The fact that Josh sits out a year, I think is a good thing ... it will allow him time to grow and develop parts of his game that he needs to work on, and it will give him a year to get use to our system what we expect and what we're all about. He can shoot the ball, shoot it from deep, which is something our team needs. Three-point shooting is one of the areas we probably under-performed last year, so Josh really helps us."



DUSTIN THOMAS #13

Sophomore • Guard/Forward

6'7" • 225 • 1L

Texarkana, Texas

(Pleasant Grove HS)

MISC.	'14-15	CAREER
Double-Figure Scoring	1	2
5+ Points	2	10
Led CU in Blocks	-	1
Led CU in Assists	1	2
Led CU in Steals	2	3
3+ Rebounds	8	15
2+ Assists	3	7
2+ Blocks	1	1
2+ Steals	1	2

2014-15 Game-by-Game (sophomore)

Game	GS	Min	FGs	3FGs	FTs	O-D-R	Pf	A	To	BL	ST	Pts
DREXEL	*	21	0-1	0-0	1-2	2-5-7	4	4	2	0	1	1
AUBURN	-	11	1-2	0-1	3-3	0-1-1	5	0	3	0	0	5
at Wyoming	-	21	0-0	0-0	0-0	0-5-5	2	1	0	0	0	0
AIR FORCE	*	19	1-5	0-1	2-2	2-2-4	3	1	3	1	0	4
LIPSCOMB	-	12	0-1	0-1	0-0	0-3-3	0	0	1	2	1	0
USF	-	19	4-7	0-1	0-0	2-1-3	1	4	1	0	0	8
at Georgia	-	13	0-2	0-1	1-2	0-1-1	1	0	1	0	0	1
COLORADO ST	-	12	1-4	0-0	2-2	0-2-2	0	0	0	0	1	4
NO. COLO.	-	16	2-3	0-0	0-0	1-2-3	3	1	1	0	0	4
vs. DePaul	-	12	1-2	0-0	1-2	1-0-1	1	1	3	1	0	3
vs. Geo. Wash.	-	11	1-4	0-1	1-2	2-1-3	4	0	1	0	0	3
at Hawai'i	-	12	1-2	1-1	0-0	0-3-3	0	1	1	1	0	3
UCLA	*	20	1-5	0-0	1-2	0-2-2	3	1	3	0	0	3
USC	*	24	5-7	3-3	4-4	1-1-2	2	2	0	0	3	17

2013-14 Game-by-Game (freshman)


Game	GS	Min	FGs	3FGs	FTs	O-D-R	Pf	A	To	BL	ST	Pts
vs. Baylor	-	14	1-4	1-2	0-0	3-0-3	4	0	0	0	0	3
UT MARTIN	-	19	3-3	1-1	2-2	0-2-2	2	2	0	1	9	
WYOMING	-	11	1-3	0-0	0-0	1-1-2	2	0	2	0	0	2
JACKSON ST.	-	17	5-8	1-2	2-4	1-3-4	2	2	3	0	1	13
ARKANSAS ST.	-	18	1-7	0-2	0-0	1-4-5	4	1	0	0	0	2
UCSB	-	13	1-2	0-1	2-2	0-2-2	0	0	0	0	0	4
HARVARD	-	11	0-2	0-2	0-0	0-3-3	2	0	1	0	0	0
at Air Force	-	13	2-3	0-0	3-3	1-2-3	3	1	3	0	0	7
at Colorado St.	-	17	2-5	0-2	0-2	5-0-5	3	0	2	0	0	4
KANSAS	-	16	0-3	0-2	3-6	3-1-4	1	1	1	0	0	3
ELON	-	10	2-2	0-0	5-8	1-0-1	2	0	1	0	0	9
vs. Okla State	-	9	0-3	0-1	0-0	0-0-0	3	0	1	0	0	0
GEORGIA	-	10	1-1	0-0	2-2	2-2-4	1	1	1	1	0	4
OREGON ST.	-	11	0-1	0-0	0-2	1-1-2	2	2	0	0	0	0
OREGON	-	5	0-0	0-0	0-0	0-0-0	2	0	0	0	0	0
at Wash State	-	5	1-1	0-0	0-0	0-0-0	0	0	0	0	0	2
at Washington	-	14	0-1	0-0	0-2	2-1-3	2	0	1	0	0	0
UCLA	-	16	1-2	0-0	1-2	1-3-4	2	1	0	0	0	3
USC	-	18	3-4	0-1	1-3	1-1-2	4	0	3	0	0	7
at Arizona	-	23	2-4	0-1	0-0	0-4-4	2	0	0	0	0	4
at Arizona St.	-	15	2-2	0-0	0-0	1-0-1	3	0	0	0	1	4
UTAH	-	13	0-1	0-1	0-0	1-0-1	3	1	0	0	0	0
WASH STATE	-	17	1-2	1-1	0-0	1-0-1	1	0	2	0	1	3
WASHINGTON	*	19	1-4	1-3	0-0	1-3-4	5	0	2	0	0	3
at UCLA	*	27	1-5	0-1	2-2	2-2-4	4	1	3	0	2	4
at USC	*	21	1-2	0-0	1-2	0-3-3	4	2	5	1	0	3
ARIZONA ST	*	20	3-6	0-2	2-2	1-5-6	4	0	2	1	1	8
ARIZONA	*	18	3-5	0-0	1-3	2-1-3	2	1	2	0	0	7
at Utah	*	15	3-6	1-3	1-2	0-1-1	4	0	2	0	0	8
at Stanford	-	16	0-3	0-2	0-2	0-3-3	2	1	2	0	0	0
at California	-	13	1-5	0-1	0-0	0-1-1	2	0	1	0	0	2
vs. USC	-	14	1-2	0-1	0-0	0-1-1	1	0	3	0	0	2
vs. California	-	10	1-3	0-1	0-0	1-0-1	1	1	2	0	0	2
vs. Arizona	-	21	2-5	0-0	0-0	0-1-1	3	0	1	0	0	4
vs. Pitt	-	18	0-1	0-0	1-2	0-2-2	1	1	1	0	0	1

CAREER STATISTICS

Year	GP-GS	Min	FG-FGA	Pct	3PT-A	Pct	FT-FTA	Pct	O	D	Reb	Avg	Ast	To	PF-FO	Stl	Blk	Pts	Avg
2014-15	14-4	223	18-45	.400	4-10	.400	16-21	.762	11	29	40	2.9	12	19	28-1	6	5	56	4.0
2013-14	35-6	527	46-111	.414	6-33	.182	29-53	.547	33	53	86	2.5	19	49	83-1	7	3	127	3.6
Total	49-10	706	58-144	.403	7-40	.175	40-68	.588	43	79	122	2.6	28	65	106-1	10	8	163	3.5

SEASON/CAREER HIGHS

Points		
Season	17	USC (Jan. 4)
Career	17	USC (Jan. 4)
FGM		
Season	5	USC (Jan. 4)
Career	5	twice
FGA		
Season	7	twice
Career	8	Jackson St. (Nov. 16, 2013)
Rebounds		
Season	7	Drexel (Nov. 14)
Career	7	Drexel (Nov. 14)
O-Rebs		
Season	2	four times
Career	5	at Colorado St. (Dec. 3, 2013)
D-Rebs		
Season	5	twice
Career	5	at Wyoming (Nov. 22) Drexel (Nov. 14) Arizona State (Feb. 19, 2014)
3-Pt. FGs		
Season	3	USC (Jan. 4)
Career	3	USC (Jan. 4)
3-Pt. FGA		
Season	3	USC (Jan. 4)
Career	3	three times
FT		
Season	4	USC (Jan. 4)
Career	5	Elon (Nov. 13, 2013)
FTA		
Season	4	USC (Jan. 4)
Career	8	Elon (Nov. 13, 2013)
Assists		
Season	4	Drexel (Nov. 14)
Career	4	Drexel (Nov. 14)
Steals		
Season	3	USC (Jan. 4)
Career	3	USC (Jan. 4)
Blocks		
Season	2	Lipscomb (Nov. 30)
Career	2	Lipscomb (Nov. 30)
Minutes		
Season	24	USC (Jan. 4)
Career	27	at UCLA (Feb. 13, 2014)



TORY MILLER #14
 Freshman • Forward
 6'9" • 240
 Kansas City, Kan.
 (New Hampton Prep [N.H.]



DOMINIQUE COLLIER #15
 Freshman • Guard
 6'2" • 170
 Denver, Colo.
 (Denver East HS)

2014-15 Game-by-Game (freshman)

Game	GS	Min	FGs	3FGs	FTs	O-D-R	Pf A	To BL	ST	Pts
DREXEL	-	11	2-3	0-0	0-0	1-2-3	2 0	2 0	0	4
AUBURN	-	6	2-2	0-0	0-0	0-1-1	2 1	1 0	0	4
at Wyoming	-	2	0-1	0-0	0-0	0-0-0	0 0	0 0	0	0
AIR FORCE	-	5	0-2	0-0	3-4	2-3-5	2 0	0 0	0	3
LIPSCOMB	-	3	0-0	0-0	0-0	0-1-1	0 0	1 0	0	0
USF	-	7	0-0	0-0	0-0	0-0-0	1 0	0 1	0	0
at Georgia	-	4	0-0	0-0	0-0	0-0-0	0 0	0 0	0	0
COLORADO ST	-	2	0-0	0-0	0-0	0-0-0	0 0	0 0	0	0
NO. COLO.	DNP (injured)									
vs. DePaul	-	5	0-2	0-0	0-0	0-1-1	1 0	0 0	0	0
vs. Geo. Wash.	-	1	0-0	0-0	0-0	0-0-0	0 0	0 0	0	0
at Hawai'i	DNP									
UCLA	-	8	1-1	0-0	3-3	0-3-3	3 1	1 0	0	5
USC	-	12	3-4	0-0	0-0	1-3-4	1 0	0 2	0	6

2013-14 season: Averaged nine points a game for the season at New Hampton Prep (N.H.) • Scored 14 points in the NEPSAC AAA championship game, which New Hampton Prep lost to Brewster, 68-63 • Led New Hampton with 21 points and 12 rebounds in the semifinals against St. Thomas More • Also had a double-double with 12 points and 10 rebounds in the quarterfinals • Helped New Hampshire finished with a 22-8 record.

Vital stats/storylines: Averaged 12.3 points, 6.0 rebounds and shot 58.7 percent from the field last year in his junior season at New Hampton • A three-star prospect whose rating could rise after his senior season • Miller is from the Kansas City area and played on the same AAU team (Kansas City Run GMC) as fellow CU signee Collier • Took official visits to Arizona State, Marquette and Iowa, but committed to CU over Marquette on Oct. 19 • Eric Bossi, Rivals.com's national basketball recruiting analyst, said Miller "can be a rugged rebounder and explosive finisher around the rim capable of playing through contact. (He) can also step out and make 12-to-15 foot jumpers with pretty good regularity . . . and he's physically ready to play in the Pac-12."

CU scouting report: Big, wide-bodied player who is physically ready to compete at the next level • Roster is well-stocked with runners, jumpers and finesse-type players – and Miller also can play with finesse, but he's best as an enforcer type • Good hands, long arms make him a capable shot blocker; plays bigger than 6-8 • What makes him special is his big body, his ability to use to his advantage on defense and his ability to lower his center of gravity, making him difficult to move.

Boyle's take: "Tory gives us a wide presence that we haven't had since I've been here. He's a skilled player and very competitive. With his body type and strength, he can finish down low with contact. He doesn't look like he would be a good jumper, but he is. Plus, he's 19 years old now and will bring an age and maturity level to us that's a little further along than you'd find in a typical freshman. He's got all the physical tools necessary to be a very good Pac-12 player and he understands what it means to be successful."

2014-15 Game-by-Game (freshman)

Game	GS	Min	FGs	3FGs	FTs	O-D-R	Pf A	To BL	ST	Pts
DREXEL	DNP									
AUBURN	DNP									
at Wyoming	-	16	2-4	2-3	0-1	1-1-2	2 0	1 0	0	6
AIR FORCE	-	23	1-2	1-2	0-0	0-4-4	2 6	0 0	0	3
LIPSCOMB	-	17	1-3	1-3	0-2	0-2-2	2 2	3 0	1	3
USF	-	20	2-6	2-6	0-0	0-1-1	1 1	1 0	1	6
at Georgia	-	15	1-3	0-1	0-0	0-0-0	4 0	3 0	1	2
COLORADO ST	DNP (sprained left wrist)									
NO. COLO.	DNP (sprained left wrist)									
vs. DePaul	-	12	0-4	0-2	0-0	0-3-3	1 0	0 0	0	0
vs. Geo. Wash.	-	12	1-3	0-1	0-0	0-0-0	1 1	2 0	0	2
at Hawai'i	-	17	0-3	0-3	1-4	0-2-2	3 3	1 0	1	1
UCLA	-	10	0-2	0-2	2-2	0-0-0	1 1	0 0	1	2
USC	-	18	3-5	0-1	0-1	0-1-1	2 1	1 0	0	6

2013-14 season: Averaged 23.4 points, 4.3 rebounds, 3.7 assists, 3.5 steals and 0.7 blocks per game as a senior • Shot 57 percent from the field, 80 percent from the free-throw line and 37 percent from three-point range • Helped lead Denver East to a 24-4 record and a 5A state championship at the Coors Events Center • Named Mr. Colorado Basketball by The Denver Post for the second consecutive year • Three-time member of The Denver Post All-Colorado teams • Max Preps All-American honorable mention • Denver East went 90-17 in four-years with Collier on the court • Named MVP of The Show All-Star Game at the Pepsi Center (April 2014) scoring 17 points with six rebounds and six assists, leading the Gold Team to an 83-79 win over the Blue Team.

Vital stats/storylines: Averaged 20.1 points, 3.6 assists, 5.0 rebounds, 3.5 steals and 1.3 blocks per game as a junior; East went 25-3, lost to Eaglecrest in the 5A state championship game at the Coors Events Center • Four-star prospect, currently ranked No. 94 nationally • Collier was named Colorado Mr. Basketball and Gatorade Player of the Year after junior season • Top western schools – including Pac-12 members Arizona, Arizona State and UCLA – took an intense in Collier during his sophomore and early in his junior seasons. But as the recruiting process lengthened it became apparent that he had targeted CU • Iowa and Kansas State also joined the pursuit • Collier verbally committed to the Buffs on May 7.

CU scouting report: A pass-first, very unselfish type of point guard who already has international basketball experience (USA Basketball, three-on-three competition in Indonesia with FIBA's USA team) gained through summer travels • Can get wherever he wants to on the court with his tremendous first step and ball-handling skills • A very good on-ball defender with great anticipation.

Boyle's take: "He's got a good basketball body, but he's a little slight right now and knows he going to spend some time in the weight room. I love that he can get wherever he wants to go on the court. Plus, he's got lots of experience – more than the typical incoming freshman. I expect him to have an impact right away. In fact, I'm counting on it."



JARON HOPKINS #23
 Sophomore • Guard
 6'6" • 200 • 1L
 Mesa, Ariz. (Dobson HS) [Chandler, Ariz.]

MISC.	'14-15	CAREER
Double-Figure Scoring	2	8
10+ Rebounds	-	1
Led CU in Scoring	-	1
Led CU in Rebounds	-	1
Led CU in Assists	2	6
Led CU in Steals	4	16
4+ Rebounds	3	11
2+ Assists	6	17
2+ Steals	2	9

2014-15 Game-by-Game (sophomore)

Game	GS	Min	FGs	3FGs	FTs	O-D-R	Pf	A	To	BL	ST	Pts
DREXEL	*	20	1-1	0-0	0-2	1-1-2	3	1	1	0	1	2
AUBURN	-	24	2-4	1-3	2-2	0-2-2	1	2	2	0	1	7
at Wyoming	-	20	1-5	0-3	0-0	0-1-1	3	1	2	0	0	2
AIR FORCE	*	22	3-5	1-2	0-1	0-3-3	1	1	2	1	0	7
LIPSCOMB	-	16	2-3	0-0	1-4	0-0-0	1	0	0	0	1	5
USF	-	18	2-6	0-0	2-2	0-3-3	1	1	2	0	2	6
at Georgia	did not play (injured)											
COLORADO ST	-	18	2-4	1-1	1-2	0-2-2	5	0	2	0	0	6
NO. COLO.	-	26	4-7	2-3	0-0	0-5-5	3	5	3	1	1	10
vs. DePaul	*	21	4-6	0-1	2-4	0-1-1	4	2	2	0	1	10
vs. Geo. Wash.	*	28	3-7	1-3	0-0	1-2-3	4	1	3	0	0	7
at Hawai'i	*	23	0-1	0-1	0-0	1-5-6	1	2	2	0	0	0
UCLA	*	25	3-6	0-1	3-4	1-2-3	4	3	2	0	4	9
USC	*	28	3-6	0-0	1-2	1-4-5	3	3	2	0	1	7

2013-14 Game-by-Game (freshman)

Game	GS	Min	FGs	3FGs	FTs	O-D-R	Pf	A	To	BL	ST	Pts
vs. Baylor	-	12	1-3	0-0	0-0	1-0-1	0	0	1	0	1	2
UT MARTIN	-	18	4-7	0-2	1-2	1-3-4	2	3	2	0	2	9
WYOMING	-	10	0-1	0-0	0-1	0-1-1	3	1	1	0	0	0
JACKSON ST.	*	19	4-6	1-2	3-6	0-3-3	1	2	0	0	0	12
ARKANSAS ST.	*	19	2-6	1-4	5-6	2-4-6	0	2	1	0	0	10
UCSB	-	19	2-7	0-1	0-1	1-1-2	2	1	2	0	0	4
HARVARD	-	11	0-1	0-0	0-0	1-1-2	1	0	1	1	1	0
at Air Force	-	16	3-6	3-5	0-0	0-0-0	2	2	0	0	0	9
at Colorado St.	-	16	4-5	2-2	0-0	0-4-4	4	0	1	0	2	10
KANSAS	*	27	1-4	1-3	0-0	0-4-4	4	3	2	0	1	3
ELON	*	18	0-2	0-1	0-4	0-2-2	3	0	1	0	0	0
vs. Okla. State	-	14	1-3	0-1	0-1	2-1-3	5	0	0	0	0	2
GEORGIA	-	18	2-7	1-3	0-0	2-1-3	3	0	0	0	1	5
OREGON ST.	-	21	5-8	2-4	1-2	1-0-1	2	0	2	0	0	13
OREGON	-	17	2-3	1-2	0-0	0-1-1	3	1	0	0	1	5
at Wash. State	-	15	0-1	0-1	0-2	0-2-2	3	0	0	0	0	0
at Washington	-	20	3-8	0-2	1-2	1-0-1	1	1	1	1	1	7
UCLA	*	25	1-6	0-3	0-0	0-2-2	3	2	5	0	2	2
USC	*	20	3-7	0-3	4-4	0-3-3	1	0	0	0	2	10
at Arizona	*	22	1-5	0-2	0-0	1-1-2	1	1	1	0	0	2
at Arizona St.	*	24	1-6	0-2	2-3	0-1-1	5	0	5	0	2	4
UTAH	*	5	0-1	0-1	0-0	1-0-1	2	0	3	0	0	0
WASH ST.	-	20	1-4	1-3	2-2	2-2-4	0	2	2	0	2	5
WASHINGTON	-	29	2-5	0-0	1-3	1-9-10	4	1	1	0	0	5
at UCLA	-	21	4-7	0-1	0-0	0-0-0	2	2	0	0	0	8
at USC	-	23	3-8	2-5	2-3	0-1-1	2	4	1	0	3	10
ARIZONA ST	-	19	1-4	1-2	0-0	2-3-5	2	1	1	0	1	3
ARIZONA	-	21	1-5	1-2	1-2	0-0-0	1	0	0	0	0	4
at Utah	-	19	3-6	3-4	0-0	1-1-2	2	0	1	0	1	9
at Stanford	-	14	1-3	1-2	0-0	0-1-1	2	0	0	0	0	3
at California	-	19	2-5	1-4	0-2	1-2-3	2	2	2	1	1	5
vs. USC	-	14	0-1	0-1	0-0	0-5-5	3	1	0	0	1	0
vs. California	-	14	1-2	0-1	1-2	0-3-3	4	3	1	0	1	3
vs. Arizona	-	19	1-2	0-0	0-2	2-1-3	2	1	0	0	0	2
vs. Pitt	-	20	0-2	0-2	2-2	0-1-1	0	0	0	0	1	2

CAREER STATISTICS

Year	GP-GS	Min	FG-FGA	Pct	3PT-A	Pct	FT-FTA	Pct	O	D	Reb	Avg	Ast	To	PF-FO	Stl	Blk	Pts	Avg
2014-15	13-7	289	30-61	.492	6-18	.333	12-23	.522	5	31	36	2.8	22	25	34-1	12	2	78	6.0
2013-14	35-9	638	60-157	.382	22-71	.310	26-52	.500	23	64	87	2.5	36	38	77-2	27	3	168	4.8
Total	48-16	927	90-218	.413	28-89	.315	38-75	.507	28	95	123	2.6	58	63	114-3	39	5	246	5.1

SEASON HIGHS

Points		
Season	10	twice
Career	13	Oregon State (Jan. 2, 2014)
FGM		
Season	4	twice
Career	5	Oregon State (Jan. 2, 2014)
FGA		
Season	7	twice
Career	8	three times
Rebounds		
Season	6	at Hawai'i (Dec. 25)
Career	10	Washington (Feb. 9, 2014)
O-Rebs		
Season	1	four times
Season	2	six times
D-Rebs		
Season	5	twice
Season	9	Washington (Feb. 9, 2014)
3-Pt. FGs		
Season	2	Northern Colorado (Dec. 13)
Season	3	at Utah (March 1, 2014) at Air Force (Nov. 30, 2013)
3-Pt. FGA		
Season	3	four times
Season	5	at USC (Feb. 16, 2014) at Air Force (Nov. 30, 2013)
FT		
Season	3	USC (Jan. 4)
Career	5	Arkansas State (Nov. 18, 2013)
FTA		
Season	4	three times
Career	6	Arkansas State (Nov. 18, 2013) Jackson State (Nov. 16, 2013)
Assists		
Season	5	Northern Colorado (Dec. 13)
Career	5	Northern Colorado (Dec. 13)
Steals		
Season	4	USC (Jan. 4)
Career	4	USC (Jan. 4)
Blocks		
Season	1	twice
Career	1	five times
Minutes		
Season	28	twice
Career	29	Washington (Feb. 9, 2014)



JOSH SCOTT #40

Junior • Forward
6'10" • 245 • 2L
Monument, Colo.
(Lewis-Palmer HS)

SEASON/CAREER HIGHS

Points

Season	29	Lipscomb (Nov. 30)
Career	29	Lipscomb (Nov. 30)

FGM

Season	10	Lipscomb (Nov. 30)
Career	10	Lipscomb (Nov. 30)

FGA

Season	13	at Georgia (Dec. 7)
Career	15	at Kansas (Dec. 8, 2012)

Rebounds

Season	13	Lipscomb (Nov. 30)
Career	14	vs. Illinois (Mar. 22, 2013)

O-Rebs

Season	6	Lipscomb (Nov. 30)
Career	7	Hartford (Dec. 29, 2012)

D-Rebs

Season	9	Drexel (Nov. 14)
Career	11	Elon (Dec. 13, 2013)

3-Pt FGs

Season	1	Drexel (Nov. 14)
Career	1	Drexel (Nov. 14) Northern Ariz. (Nov. 21, 2012)

3-Pt FGA

Season	1	Drexel (Nov. 14)
Career	1	five times

FT

Season	9	four times
Career	10	three times

FTA

Season	12	at Hawai'i (Dec. 25)
Career	13	vs. Oklahoma St. (Dec. 21, 2013)

Assists

Season	5	Lipscomb (Nov. 30)
Career	5	Lipscomb (Nov. 30)

Steals

Season	1	four times
Career	4	UC Santa Barbara (Nov. 21, 2013)

Blocks

Season	4	Northern Colorado (Dec. 13)
Career	4	twice

Minutes

Season	35	three times
Career	41	at Washington St. (Jan. 8, 2014)

MISC.	'14-15	CAREER
Double-Figure Scoring	9	56
20+ Points	4	12
15+ Points	6	31
10+ Rebounds	3	21
Double-Doubles	3	18
Led CU in Scoring	6	26
Led CU in Rebounds	7	35
Led CU in Blocks	8	32
Led CU in Assists	-	1
Led CU in Steals	3	16
5+ Rebounds	10	59
2+ Blocks	7	22
2+ Steals	-	8
2+ Assists	4	16

CAREER STATISTICS

Year	GP-GS	Min	FG-FGA	Pct	3PT-A	Pct	FT-FTA	Pct	O	D	Reb	Avg	Ast	To	PF-FO	Stl	Blk	Pts	Avg
2014-15	12-12	383	55- 99	.556	1-2	.500	66- 81	.815	33	59	92	7.7	15	7	15-0	6	24	177	14.8
2013-14	35-34	1107	159-311	.511	0-2	.000	175-216	.810	102	193	295	8.4	22	51	63-0	28	40	493	14.1
2012-13	31-30	873	124-255	.486	1-1	1.000	68- 91	.747	87	91	178	5.7	19	36	68-2	14	24	317	10.2
Total	78-76	2363	338-665	.508	2-5	.400	309-388	.796	222	343	565	7.2	56	94	146-2	48	88	987	12.7

32-32-32

2014-15 Game-by-Game (junior)

Game	GS	Min	FGs	3FGs	FTs	O-D-R	Pf	A	To	BL	ST	Pts
DREXEL	*	29	8-11	1-1	4-5	2-9-11	0	0	1	3	0	21
AUBURN	*	30	4-6	0-0	9-10	2-7- 9	2	3	0	3	1	17
at Wyoming	*	31	3-7	0-0	0-0	4-3- 7	0	0	0	0	0	6
AIR FORCE	*	29	3-5	0-1	7-8	1-2- 3	2	0	2	1	0	13
LIPSCOMB	*	30	10-12	0-0	9-10	6-7-13	2	5	2	3	0	29
USF	*	31	3-6	0-0	6-6	2-4- 6	1	2	0	1	1	12
at Georgia	*	35	6-13	0-0	6-7	5-6-11	1	1	1	3	1	18
COLORADO ST	*	35	0-7	0-0	2-2	2-6- 8	2	2	0	0	1	2
NO. COLO.	*	30	6-10	0-0	9-9	4-4- 8	1	2	1	4	0	21
vs. DePaul	*	33	2-6	0-0	1-4	2-1- 3	1	0	0	2	1	5
vs. Geo. Wash.	*	35	3-5	0-0	4-8	2-6- 8	2	0	0	1	0	10
at Hawai'i	*	35	7-11	0-0	9-12	1-4- 5	1	0	0	3	0	23
UCLA	did not play (injured)											
USC	did not play (injured)											

2013-14 Game-by-Game (sophomore)

Game	GS	Min	FGs	3FGs	FTs	O-D-R	Pf	A	To	BL	ST	Pts
vs. Baylor	*	32	4-10	0-0	7-8	5-6-11	2	0	2	1	1	15
UT MARTIN	*	24	5-8	0-0	5-6	2-6-8	0	1	2	1	0	15
WYOMING	*	31	5-7	0-0	2-2	4-5-9	2	0	1	0	0	12
JACKSON ST.	*	24	2-5	0-0	7-9	2-5-7	1	0	2	0	0	11
ARKANSAS ST.	*	26	7-8	0-0	6-6	3-2-5	1	0	1	1	1	20
UCSB	*	27	1-5	0-0	1-3	4-3-7	1	1	1	0	4	3
HARVARD	*	24	3-5	0-0	6-8	3-8-11	3	2	1	2	0	12
at Air Force	*	25	5-10	0-0	6-6	5-8-13	2	2	0	0	1	16
at Colorado St.	*	32	2-4	0-0	2-3	1-6-7	4	0	1	3	2	6
KANSAS	*	28	6-9	0-0	2-2	2-2-4	2	2	0	0	0	14
ELON	*	33	3-9	0-0	6-8	2-11-13	2	0	0	1	0	12
vs. Okla. State	*	35	5-8	0-0	10-13	5-7-12	3	2	1	0	3	20
GEORGIA	*	30	3-5	0-0	8-8	5-8-13	4	1	2	1	1	14
OREGON ST.	*	37	5-11	0-0	3-6	3-7-10	1	0	2	3	1	13
OREGON	*	33	5-8	0-0	5-6	3-9-12	0	1	1	4	0	15
at Wash. State	*	41	8-12	0-0	3-4	3-6-9	2	0	1	1	0	19
at Washington	*	27	4-9	0-0	7-7	3-3-6	3	0	2	0	0	15
UCLA	*	33	7-12	0-0	5-6	1-8-9	1	0	0	3	0	19
USC	*	24	8-13	0-0	4-4	2-5-7	1	0	0	2	1	20
at Arizona	*	35	5-11	0-0	5-5	3-8-11	2	0	3	0	1	15
at Arizona State	*	30	5-12	0-0	1-4	2-5-7	2	0	0	1	1	11
UTAH	*	40-	6-11	0-0	8-8	5-5-10	2	0	2	3	1	20
WASH STATE	*	32	0-3	0-0	1-2	0-1-1	1	0	1	0	0	1
WASHINGTON	*	28	8-11	0-0	5-9	3-5-8	2	3	0	3	2	21
at UCLA	*	37	8-12	0-0	4-5	2-3-5	1	2	3	1	1	20
at USC	*	33	7-13	0-0	3-4	3-5-8	4	1	1	3	1	17
ARIZONA ST	*	35	4-9	0-0	5-6	5-8-13	0	0	4	2	1	13
ARIZONA	-	33	4-11	0-0	10-10	4-4-8	1	0	1	0	1	18
at Utah	*	35	4-7	0-0	9-9	2-5-7	3	2	1	0	1	17
at Stanford	*	33	4-6	0-0	9-11	4-7-11	4	0	2	0	0	17
at California	*	40	3-9	0-1	4-6	4-6-10	0	0	2	2	0	10
vs. USC	*	33	4-14	0-0	5-8	4-5-9	3	1	3	0	0	13
vs. California	*	32	3-8	0-1	5-7	1-5-6	1	1	3	1	1	11
vs. Arizona	*	34	2-9	0-0	0-0	1-1-2	0	0	3	1	1	4
vs. Pitt	*	31	4-7	0-0	6-7	1-5-6	2	0	2	0	1	14

2012-13 Game-by-Game (freshman)

Game	GS	Min	FGs	3FGs	FTs	O-D-R	Pf	A	To	BL	ST	Pts
WOFFORD	*	26	2-4	0-0	10-11	4-2-6	3	1	2	1	0	14
vs. Dayton	*	31	5-10	0-0	3-3	4-1-5	1	0	3	1	0	13
vs. Baylor	*	20	4-7	0-0	1-2	1-2-3	4	0	1	0	0	9
vs. Murray State	*	31	5-8	0-0	3-4	1-5-6	3	0	2	0	0	13
AIR FORCE	*	31	6-12	0-0	8-10	4-3-7	1	1	0	1	1	20
TX SOUTHERN	*	40	6-13	0-0	6-10	3-9-12	3	1	0	1	1	18
at Wyoming	*	20	1-5	0-0	3-4	3-0-3	5	0	1	0	0	5
COLORADO ST.	*	27	2-8	0-0	0-0	2-1-3	4	0	1	1	1	4
at Kansas	*	34	9-15	0-0	1-1	2-2-4	2	0	3	1	2	19
at Fresno State	*	32	4-12	0-0	3-5	3-5-8	2	0	1	1	0	11
N. ARIZONA	*	23	5-7	1-1	0-0	1-3-4	1	3	2	2	0	11
HARTFORD	*	23	9-12	0-0	3-5	7-3-10	1	0	1	1	1	21
at Arizona	*	35	6-8	0-0	3-4	2-3-5	4	2	0	1	0	15
at Arizona State	*	32	5-11	0-0	0-0	5-3-8	2	1	0	0	0	10
USC	*	27	6-7	0-0	2-4	1-3-4	2	2	2	0	2	14
UCLA	*	33	6-11	0-0	6-6	6-3-9	1	0	2	0	0	18
at Washington	*	32	4-10	0-0	0-1	2-0-2	0	0	2	0	0	8
at Washington St.*	*	29	3-7	0-0	5-6	3-1-4	4	0	1	0	0	11
STANFORD	*	34	6-13	0-0	0-0	4-1-5	1	1	1	1	0	12
CALIFORNIA	*	25	2-5	0-0	1-1	1-2-3	2	2	1	0	1	5
at Utah	*	22	2-7	0-0	1-2	2-1-3	2	0	2	1	0	5
at Oregon	*	32	3-7	0-0	1-2	1-1-2	1	0	2	0	2	7
at Oregon State	*	32	7-10	0-0	3-4	3-1-4	1	0	0	2	0	17
ARIZONA	*	31	3-4	0-0	0-0	1-4-5	3	1	1	1	2	6
ARIZONA ST.	*	15	0-5	0-0	0-0	0-1-1	3	2	0	0	0	0
UTAH	did not play (injured)											
at Stanford	did not play (injured)											
at California	*	29	2-10	0-0	0-0	6-5-11	0	0	0	0	0	4
OREGON	*	24	1-4	0-0	2-2	1-7-8	3	1	2	1	0	4
OREGON ST.	-	24	2-6	0-0	2-2	2-4-6	1	1	0	1	0	6
vs. Oregon St.	*	24	3-7	0-0	1-2	5-5-10	5	0	1	2	0	7
vs. Arizona	*	22	1-1	0-0	0-0	1-2-3	3	0	1	1	0	2
vs. Illinois	*	33	4-9	0-0	0-0	6-8-14	0	0	1	3	1	8

2014-15 Colorado Basketball
Colo Team Game-by-Game Comparison (as of Jan 05, 2015)
All games

Opponent	1st	2nd	Score	Mar	Total FG	FG Pct	3-Pointers	3FG Pct	Free Throws	FT Pct	Rebounds	Assist	T/Over	Block	Steal	Fouls
DREXEL	33/29	32/19	65-48	+17	22-52/16-55	.423/.291	4-13/7-29	.308/.241	17-24/9-14	.708/.643	43/34 +9	10/7	14/12	3/5	6/5	16/23
AUBURN	38/34	52/25	90-59	+31	31-53/20-69	.585/.290	5-14/5-27	.357/.185	23-29/14-20	.793/.700	46/31 +15	15/7	12/9	6/1	6/6	20/23
Wyoming	24/26	9/30	33-56	(23)	12-43/22-42	.279/.524	4-15/9-22	.267/.409	5-8/3-6	.625/.500	28/28 -	6/22	12/8	0/5	3/9	13/13
AIR FORCE	37/15	31/38	68-53	+15	21-48/18-55	.438/.327	7-16/4-20	.438/.200	19-24/13-20	.792/.650	41/27 +14	13/11	15/10	7/4	7/10	22/20
LIPSCOMB	49/35	35/40	84-75	+9	27-49/26-65	.551/.400	6-16/13-33	.375/.394	24-34/10-12	.706/.833	41/27 +14	20/14	13/8	9/2	4/7	14/28
SAN FRANCISCO	32/34	40/21	72-55	+17	27-53/24-51	.509/.471	9-18/7-20	.500/.350	9-14/0-3	.643/.000	24/33 (9)	15/16	8/18	4/2	5/4	9/15
Georgia	22/34	35/30	57-64	(7)	21-59/21-44	.356/.477	2-17/7-16	.118/.438	13-18/15-23	.722/.652	37/32 +5	6/8	13/14	6/3	9/5	19/17
COLORADO STATE	32/30	28/32	60-62	(2)	21-52/21-46	.404/.457	5-9/6-20	.556/.300	13-20/14-26	.650/.538	40/26 +14	6/6	14/9	3/5	3/8	22/21
NORTHERN COLORADO	44/42	49/26	93-68	+25	31-49/24-61	.633/.393	12-18/10-18	.667/.556	19-23/10-13	.826/.769	35/24 +11	21/10	11/8	6/1	4/5	17/21
DePaul	36/33	46/35	82-68	+14	24-53/21-63	.453/.333	3-13/6-27	.231/.222	31-38/20-22	.816/.909	36/40 (4)	12/8	12/18	3/2	4/6	14/24
George Washington	26/30	24/23	50-53	(3)	19-52/17-44	.365/.386	1-12/1-8	.083/.125	11-17/18-25	.647/.720	33/32 +1	4/6	14/12	1/2	1/6	18/17
Hawai'i	33/32	33/37	66-69	(3)	20-48/27-60	.417/.450	5-17/9-18	.294/.500	21-30/6-14	.700/.429	41/29 +12	10/15	16/9	5/6	3/9	14/23
UCLA	28/27	34/29	62-56	+6	18-48/22-70	.375/.314	5-10/6-26	.500/.231	21-25/6-10	.840/.600	41/41 -	12/9	18/13	8/7	9/10	14/22
USC	43/27	43/38	86-65	+21	32-58/28-64	.552/.438	7-15/4-20	.467/.200	15-19/5-11	.789/.455	33/35 (2)	22/10	10/13	4/3	10/5	16/14

Note: Game totals are displayed in the format TEAM/OPPONENT for each category

2014-15 Colorado Basketball
Colo Points-Rebounds-Assists (as of Jan 05, 2015)
All games

Opponent	Date	Score	00		01		02		03		05		10		13	
			BOOKER,ASK	GORDON,WES	JOHNSON,XA	TALTON,XAV	STALZER,EL	FLETCHER,T	THOMAS,DUS							
DREXEL	11/14/14	65-48	w	7-5-3	9-4-0	8-1-0	8-4-2	0-2-0	5-3-0	1-7-4						
AUBURN	11/17/14	90-59	w	9-4-2	16-12-1	17-5-2	6-5-4	2-0-0	7-5-0	5-1-0						
at Wyoming	11/22/14	33-56	L	8-1-0	2-5-1	9-2-2	0-1-1	0-0-0	0-1-0	0-5-1						
AIR FORCE	11/25/14	68-53	w	5-1-2	4-3-0	15-9-1	9-2-1	0-0-0	5-3-1	4-4-1						
LIPSCOMB	11/30/14	84-75	w	18-4-7	6-9-1	10-5-1	6-0-2	DNP	7-2-2	0-3-0						
SAN FRANCISCO	12/03/14	72-55	w	21-3-3	6-2-0	DNP	6-0-3	2-1-1	5-3-4	8-3-0						
at Georgia	12/07/14	57-64	L	20-5-3	4-6-0	10-6-0	0-2-1	DNP	2-1-1	1-1-0						
COLORADO STATE	12/10/14	60-62	L	18-3-3	7-11-0	20-5-0	3-2-1	0-0-0	0-2-0	4-2-0						
NORTHERN COLORADO	12/13/14	93-68	w	20-3-5	13-6-2	16-8-1	3-1-3	0-1-0	6-0-2	4-3-1						
vs DePaul	12/22/14	82-68	w	27-6-6	11-5-2	20-7-0	0-4-1	DNP	6-2-0	3-1-1						
vs George Washington	12/23/14	50-53	L	8-1-2	10-7-0	8-7-0	2-1-0	DNP	0-0-0	3-3-0						
at Hawai'i	12/25/14	66-69	L	22-4-1	2-6-1	15-8-1	0-0-0	DNP	0-0-1	3-3-1						
UCLA	01/02/15	62-56	w	20-4-2	11-14-1	14-6-0	0-1-1	DNP	0-4-2	3-2-1						
USC	01/04/15	86-65	w	18-4-7	6-9-3	17-5-1	2-2-5	0-2-0	5-1-0	17-2-2						

Opponent	Date	Score	14		15		22		23		33		35		40	
			MILLER,TOR	COLLIER,DO	BRADY,BRET	HOPKINS,JA	REPINE,JOS	BATES,GEOF	SCOTT,JOSH							
DREXEL	11/14/14	65-48	w	4-3-0	DNP	0-0-0	2-2-1	0-0-0	0-0-0	0-0-0	21-11-0					
AUBURN	11/17/14	90-59	w	4-1-1	DNP	0-0-0	7-2-2	0-0-0	0-0-0	17-9-3						
at Wyoming	11/22/14	33-56	L	0-0-0	6-2-0	DNP	2-1-1	DNP	DNP	6-7-0						
AIR FORCE	11/25/14	68-53	w	3-5-0	3-4-6	DNP	7-3-1	DNP	DNP	13-3-0						
LIPSCOMB	11/30/14	84-75	w	0-1-0	3-2-2	DNP	5-0-0	DNP	DNP	29-13-5						
SAN FRANCISCO	12/03/14	72-55	w	0-0-0	6-1-1	DNP	6-3-1	DNP	DNP	12-6-2						
at Georgia	12/07/14	57-64	L	0-0-0	2-0-0	DNP	DNP	DNP	DNP	18-11-1						
COLORADO STATE	12/10/14	60-62	L	0-0-0	DNP	DNP	6-2-0	DNP	DNP	2-8-2						
NORTHERN COLORADO	12/13/14	93-68	w	DNP	DNP	DNP	10-5-5	DNP	DNP	21-8-2						
vs DePaul	12/22/14	82-68	w	0-1-0	0-3-0	DNP	10-1-2	DNP	DNP	5-3-0						
vs George Washington	12/23/14	50-53	L	0-0-0	2-0-1	DNP	7-3-1	DNP	DNP	10-8-0						
at Hawai'i	12/25/14	66-69	L	DNP	1-2-3	DNP	0-6-2	DNP	DNP	23-5-0						
UCLA	01/02/15	62-56	w	5-3-1	2-0-1	DNP	7-5-3	DNP	DNP	DNP						
USC	01/04/15	86-65	w	6-4-0	6-1-1	0-0-0	9-3-3	0-0-0	0-0-0	DNP						

2014-15 Colorado Basketball
Colo Combined Team Statistics (as of Jan 04, 2015)
Pac-12 Conference

RECORD:	OVERALL	HOME	AWAY	NEUTRAL
ALL GAMES	2-0	2-0	0-0	0-0
CONFERENCE	2-0	2-0	0-0	0-0
NON-CONFERENCE	0-0	0-0	0-0	0-0

##	Player	gp-gs	min	avg	Total		3-Point		F-Throw		Rebounds				pf	dq	a	to	blk	stl	pts	avg
					fg-fga	fg%	3fg-fga	3fg%	ft-fa	ft%	off	def	tot	avg								
00	Booker, Askia	2-2	61	30.5	13-28	.464	6-11	.545	6-6	1.000	1	7	8	4.0	3	0	9	4	1	4	38	19.0
02	Johnson, Xavier	2-2	59	29.5	12-20	.600	2-4	.500	5-8	.625	3	8	11	5.5	3	0	1	4	0	3	31	15.5
13	Thomas, Dustin	2-2	44	22.0	6-12	.500	3-3	1.000	5-6	.833	1	3	4	2.0	5	0	3	3	0	3	20	10.0
01	Gordon, Wesley	2-2	55	27.5	4-9	.444	0-0	.000	9-10	.900	4	19	23	11.5	2	0	4	5	9	0	17	8.5
23	Hopkins, Jaron	2-2	53	26.5	6-12	.500	0-1	.000	4-6	.667	2	6	8	4.0	7	0	6	4	0	5	16	8.0
14	Miller, Tory	2-0	20	10.0	4-5	.800	0-0	.000	3-3	1.000	1	6	7	3.5	4	0	1	1	2	0	11	5.5
15	Collier, Dominique	2-0	28	14.0	3-7	.429	0-2	.000	2-3	.667	0	1	1	0.5	3	0	2	1	0	1	8	4.0
10	Fletcher, Tre'Shaun	2-0	29	14.5	1-6	.167	1-2	.500	2-2	1.000	1	4	5	2.5	2	0	2	4	0	1	5	2.5
03	Talton, Xavier	2-0	40	20.0	1-6	.167	0-1	.000	0-0	.000	1	2	3	1.5	0	0	6	2	0	2	2	1.0
22	Brady, Brett	1-0	2	2.0	0-0	.000	0-0	.000	0-0	.000	0	0	0	0.0	0	0	0	0	0	0	0	0.0
33	Repine, Josh	1-0	1	1.0	0-0	.000	0-0	.000	0-0	.000	0	0	0	0.0	0	0	0	0	0	0	0	0.0
35	Bates, Geoff	1-0	1	1.0	0-0	.000	0-0	.000	0-0	.000	0	0	0	0.0	1	0	0	0	0	0	0	0.0
05	Stalzer, Eli	1-0	7	7.0	0-1	.000	0-1	.000	0-0	.000	0	2	2	2.0	0	0	0	0	0	0	0	0.0
	Team										1	1	2									
	Total.....	2	400		50-106	.472	12-25	.480	36-44	.818	15	59	74	37.0	30	0	34	28	12	19	148	74.0
	Opponents.....	2	400		50-134	.373	10-46	.217	11-21	.524	32	44	76	38.0	36	0	19	26	10	15	121	60.5

TEAM STATISTICS	COLO	OPP	Date	Opponent	Score	Att.
SCORING	148	121	* 01/02/15	UCLA	w 62-56	10191
Points per game	74.0	60.5	* 01/04/15	USC	w 86-65	9866
Scoring margin	+13.5	-	^ = Hawaiian Airlines Diamond Head Classic (Honolulu)			
FIELD GOALS-ATT	50-106	50-134	* = Pac-12 Conference			
Field goal pct	.472	.373				
3 POINT FG-ATT	12-25	10-46				
3-point FG pct	.480	.217				
3-pt FG made per game	6.0	5.0				
FREE THROWS-ATT	36-44	11-21				
Free throw pct	.818	.524				
F-Throws made per game	18.0	5.5				
REBOUNDS	74	76				
Rebounds per game	37.0	38.0				
Rebounding margin	-1.0	-				
ASSISTS	34	19				
Assists per game	17.0	9.5				
TURNOVERS	28	26				
Turnovers per game	14.0	13.0				
Turnover margin	-1.0	-				
Assist/turnover ratio	1.2	0.7				
STEALS	19	15				
Steals per game	9.5	7.5				
BLOCKS	12	10				
Blocks per game	6.0	5.0				
ATTENDANCE	20057	0				
Home games-Avg/Game	2-10028	0-0				
Neutral site-Avg/Game	-	0-0				

Score by Periods	1st	2nd	Totals
Colo	71	77	148
Opponents	54	67	121

2014-15 Colorado Basketball
Colo Combined Team Statistics (as of Jan 04, 2015)
All games

RECORD:	OVERALL	HOME	AWAY	NEUTRAL
ALL GAMES	9-5	8-1	0-3	1-1
CONFERENCE	2-0	2-0	0-0	0-0
NON-CONFERENCE	7-5	6-1	0-3	1-1

#	Player	gp-gs	min	avg	Total		3-Point		F-Throw		Rebounds				pf	dq	a	to	blk	stl	pts	avg
					fg-fga	fg%	3fg-fga	3fg%	ft-fa	ft%	off	def	tot	avg								
00	Booker, Askia	14-12	369	26.4	73-180	.406	25-63	.397	50-61	.820	7	41	48	3.4	23	0	46	32	1	16	221	15.8
40	Scott, Josh	12-12	383	31.9	55-99	.556	1-2	.500	66-81	.815	33	59	92	7.7	15	0	15	7	24	6	177	14.8
02	Johnson, Xavier	13-11	363	27.9	59-122	.484	18-44	.409	43-58	.741	17	57	74	5.7	28	0	9	25	4	9	179	13.8
01	Gordon, Wesley	14-12	372	26.6	37-64	.578	1-4	.250	32-42	.762	34	65	99	7.1	25	0	12	13	23	3	107	7.6
23	Hopkins, Jaron	13-7	289	22.2	30-61	.492	6-18	.333	12-23	.522	5	31	36	2.8	34	1	22	25	2	12	78	6.0
13	Thomas, Dustin	14-4	223	15.9	18-45	.400	4-10	.400	16-21	.762	11	29	40	2.9	28	1	12	19	5	6	56	4.0
10	Fletcher, Tre'Shaun	14-3	196	14.0	18-38	.474	4-10	.400	8-12	.667	7	20	27	1.9	16	0	13	16	1	4	48	3.4
03	Talton, Xavier	14-9	330	23.6	15-52	.288	10-26	.385	5-7	.714	2	23	25	1.8	25	1	25	20	2	12	45	3.2
15	Collier, Dominique	10-0	161	16.1	11-35	.314	6-23	.261	3-10	.300	1	14	15	1.5	19	0	15	12	0	5	31	3.1
14	Miller, Tory	12-0	66	5.5	8-15	.533	0-0	.000	6-7	.857	4	14	18	1.5	12	0	2	5	3	0	22	1.8
05	Stalzer, Eli	8-0	38	4.8	2-6	.333	0-3	.000	0-1	.000	1	5	6	0.8	1	0	1	3	0	1	4	0.5
35	Bates, Geoff	3-0	2	0.7	0-0	.000	0-0	.000	0-0	.000	0	0	0	0.0	1	0	0	0	0	0	0	0.0
33	Repine, Josh	3-0	3	1.0	0-0	.000	0-0	.000	0-0	.000	0	0	0	0.0	1	0	0	0	0	0	0	0.0
22	Brady, Brett	3-0	5	1.7	0-0	.000	0-0	.000	0-0	.000	0	0	0	0.0	0	0	0	0	0	0	0	0.0
	Team											22	17	39				5				
	Total.....	14	2800		326-717	.455	75-203	.369	241-323	.746	144	375	519	37.1	228	3	172	182	65	74	968	69.1
	Opponents.....	14	2800		307-789	.389	94-304	.309	143-219	.653	153	286	439	31.4	281	3	149	161	48	95	851	60.8

TEAM STATISTICS	COLO	OPP	Date	Opponent	Score	Att.
SCORING	968	851	11/14/14	DREXEL	w 65-48	10058
Points per game	69.1	60.8	11/17/14	AUBURN	w 90-59	9834
Scoring margin	+8.4	-	11/22/14	at Wyoming	L 33-56	9066
FIELD GOALS-ATT	326-717	307-789	11/25/14	AIR FORCE	w 68-53	9009
Field goal pct	.455	.389	11/30/14	LIPSCOMB	w 84-75	8403
3 POINT FG-ATT	75-203	94-304	12/03/14	SAN FRANCISCO	w 72-55	9025
3-point FG pct	.369	.309	12/07/14	at Georgia	L 57-64	5687
3-pt FG made per game	5.4	6.7	12/10/14	COLORADO STATE	L 60-62	10966
FREE THROWS-ATT	241-323	143-219	12/13/14	NORTHERN COLORADO	w 93-68	9173
Free throw pct	.746	.653	^ 12/22/14	vs DePaul	w 82-68	8297
F-Throws made per game	17.2	10.2	^ 12/23/14	vs George Washington	L 50-53	7875
REBOUNDS	519	439	^ 12/25/14	at Hawai'i	L 66-69	5125
Rebounds per game	37.1	31.4	* 01/02/15	UCLA	w 62-56	10191
Rebounding margin	+5.7	-	* 01/04/15	USC	w 86-65	9866
ASSISTS	172	149				
Assists per game	12.3	10.6				
TURNOVERS	182	161				
Turnovers per game	13.0	11.5				
Turnover margin	-1.5	-				
Assist/turnover ratio	0.9	0.9				
STEALS	74	95				
Steals per game	5.3	6.8				
BLOCKS	65	48				
Blocks per game	4.6	3.4				
ATTENDANCE	86525	36050				
Home games-Avg/Game	9-9614	3-6626				
Neutral site-Avg/Game	-	2-8086				

^ = Hawaiian Airlines Diamond Head Classic (Honolulu)
* = Pac-12 Conference

Score by Periods	1st	2nd	Totals
Colo	477	491	968
Opponents	428	423	851